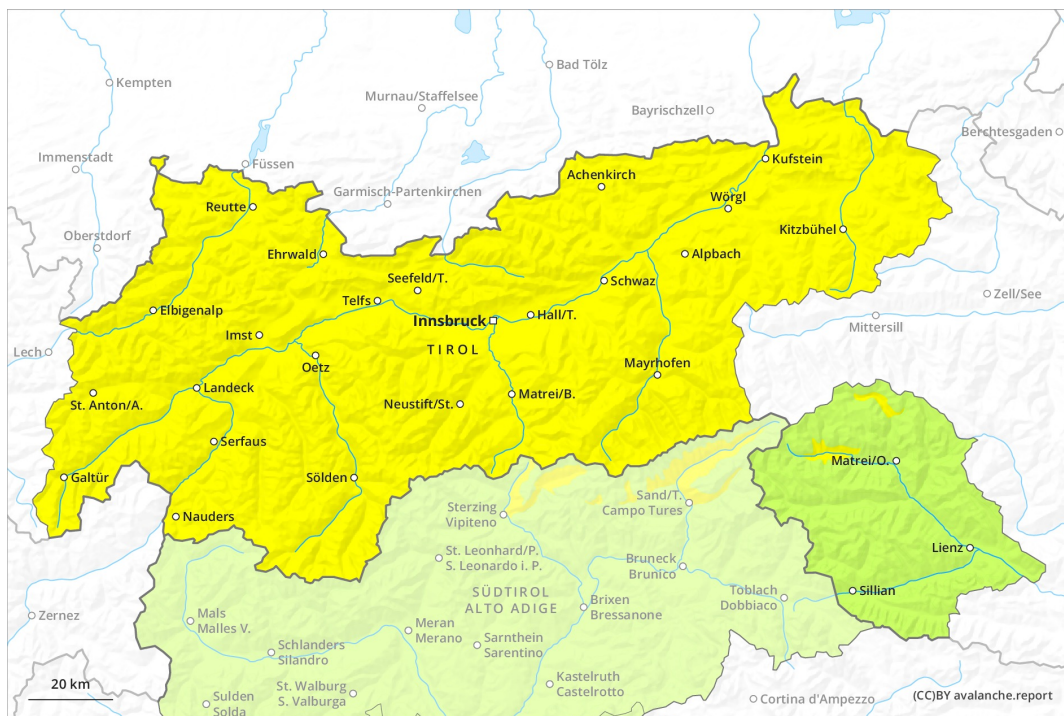




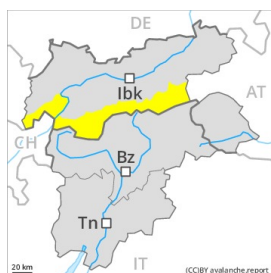
AM



PM



Danger Level 2 - Moderate



Tendency: Constant avalanche danger →

on Monday 05 04 2021



Wind-drifted
snow



2400m



Wet snow



2400m

Significant decrease in danger of moist and wet avalanches as the temperature drops.

Weakly bonded old snow represents the main danger. Individual avalanche prone locations for dry avalanches are to be found in particular on northwest, north and northeast facing slopes. Caution is to be exercised in particular in extremely steep terrain on little-used, rather lightly snow-covered slopes at high altitudes and in high Alpine regions. These avalanche prone locations are rather rare.

As the temperature drops there will be an additional decrease in the danger of wet and gliding avalanches on Sunday. In particular on sunny slopes only isolated small to medium-sized natural wet avalanches are possible below approximately 2400 m.

Moist and wet avalanches can additionally in very isolated cases be released in near-surface layers, in particular by large additional loads.

Snowpack

Danger patterns

dp.7: snow-poor zones in snow-rich surrounding

dp.10: springtime scenario

Outgoing longwave radiation during the night will be reduced. For this reason the snowpack is frozen with a strong crust only at high altitudes.

Older wind slabs are lying on soft layers, especially on little used slopes, as well as adjacent to ridgelines at high altitudes and in high Alpine regions.

Tendency

Further decrease in danger of wet and gliding avalanches as the temperature drops.

Danger Level 2 - Moderate



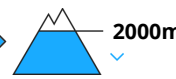
Tendency: Constant avalanche danger →
 on Monday 05 04 2021



Wind-drifted
 snow



Wet snow



Further decrease in danger of moist and wet avalanches as the temperature drops.

As the temperature drops only isolated natural wet avalanches are possible, but they will be mostly small. Wet avalanches can in some cases release deeper layers of the snowpack and reach medium size in isolated cases especially on very steep sunny slopes.

Moist and wet avalanches can additionally in isolated cases be released in near-surface layers by a single winter sport participant. These avalanche prone locations are rather rare. They are to be found especially on very steep sunny slopes below approximately 2200 m.

Dry avalanches can in very isolated cases be released in the weakly bonded old snow. Caution is to be exercised in particular in extremely steep terrain on little-used, rather lightly snow-covered slopes at high altitudes and in high Alpine regions, this also applies adjacent to ridgelines. Sometimes the avalanches are medium-sized.

Areas with glide cracks are to be avoided as far as possible.

Snowpack

Danger patterns

dp.7: snow-poor zones in snow-rich surrounding

dp.10: springtime scenario

Outgoing longwave radiation during the night will be barely evident.

At low and intermediate altitudes and on sunny slopes the snowpack is moist.

Faceted weak layers exist in the snowpack in particular on steep shady slopes. Whumpfung sounds and the formation of shooting cracks when stepping on the snowpack and stability tests indicate the existence of a weak snowpack especially on wind-loaded slopes.

Tendency

Further decrease in danger of wet and gliding avalanches as the temperature drops.

Danger Level 2 - Moderate



Tendency: Constant avalanche danger →

on Monday 05 04 2021



Persistent weak layer



Wet snow



Increase in danger of wet avalanches in the course of the day.

The early morning will see quite favourable conditions over a wide area. Individual avalanche prone locations for dry avalanches are to be found on extremely steep shady slopes and at transitions from a shallow to a deep snowpack. In many places there is a danger of falling on the hard snow surface.

From late morning small and medium-sized wet avalanches are possible. Avalanche prone locations are to be found in particular on east, south and west facing slopes below approximately 2400 m and on north facing slopes below approximately 2000 m. Moist and wet avalanches can in isolated cases be released in near-surface layers by people. Individual gliding avalanches can also occur.

Snowpack

Danger patterns

dp.10: springtime scenario

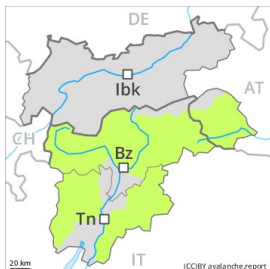
Outgoing longwave radiation during the night will be reduced in some case. As a consequence of falling temperatures the snowpack will consolidate. Above the tree line the snowpack will soften later than the day before. Below the tree line the snowpack will only just freeze. Here the snowpack will soften rapidly. Over a wide area strong foehn wind from the north. The wind will transport only a little snow. Isolated avalanche prone weak layers exist in the snowpack at high altitudes and in high Alpine regions, especially on near-ridge shady slopes, as well as at transitions from a shallow to a deep snowpack in high Alpine regions.

Tendency

As the day progresses on steep sunny slopes there will be an increase in the danger of wet avalanches.

Danger Level 2 - Moderate

AM:



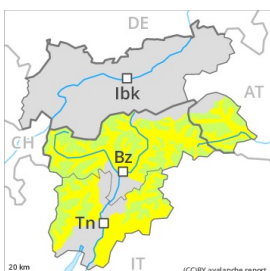
Tendency: Constant avalanche danger →
 on Monday 05 04 2021



Persistent weak layer



PM:



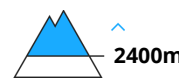
Tendency: Constant avalanche danger →
 on Monday 05 04 2021



Wet snow



Persistent weak layer



Increase in danger of wet avalanches in the course of the day.

The early morning will see favourable conditions over a wide area. Individual avalanche prone locations for dry avalanches are to be found on extremely steep shady slopes and at transitions from a shallow to a deep snowpack. In many places there is a danger of falling on the hard snow surface.

As the day progresses small and medium-sized wet avalanches are possible. In places where the outgoing longwave radiation during the night is reduced the danger will increase earlier. Avalanche prone locations are to be found in particular on east, south and west facing slopes below approximately 2400 m and on north facing slopes below approximately 2000 m. Moist and wet avalanches can in isolated cases be released in near-surface layers by people. Individual gliding avalanches can also occur. Backcountry tours should be concluded timely.

Snowpack

Danger patterns

dp.10: springtime scenario

Outgoing longwave radiation during the night will be quite good over a wide area. In the northeast a partly overcast night. As a consequence of falling temperatures the snowpack will consolidate. Above the tree line the snowpack will soften later than the day before. Below the tree line the snowpack will only just freeze. Here the snowpack will soften rapidly.

Over a wide area strong foehn wind from the north. The wind will transport only a little snow.

Isolated avalanche prone weak layers exist in the snowpack at high altitudes and in high Alpine regions, especially on near-ridge shady slopes, as well as at transitions from a shallow to a deep snowpack in high Alpine regions.



Tendency

As the day progresses on steep sunny slopes there will be an increase in the danger of wet avalanches.