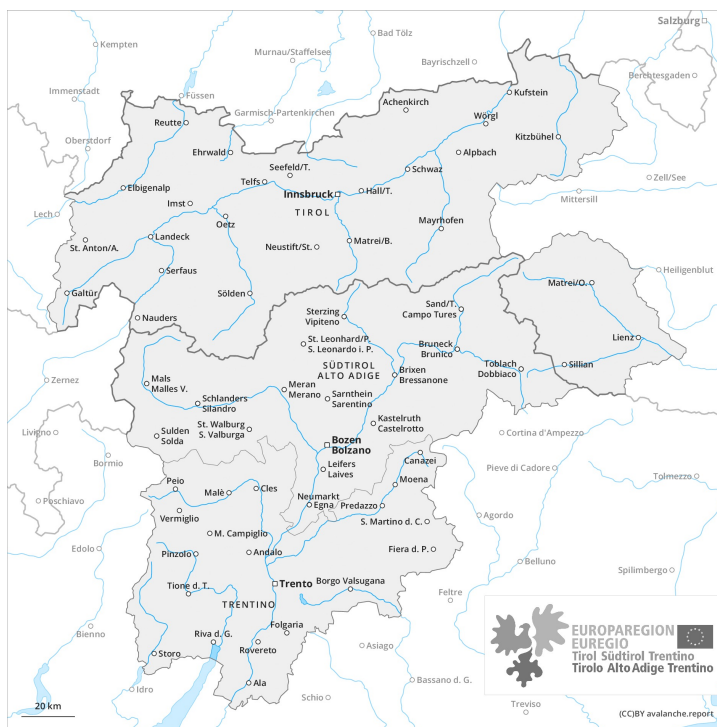
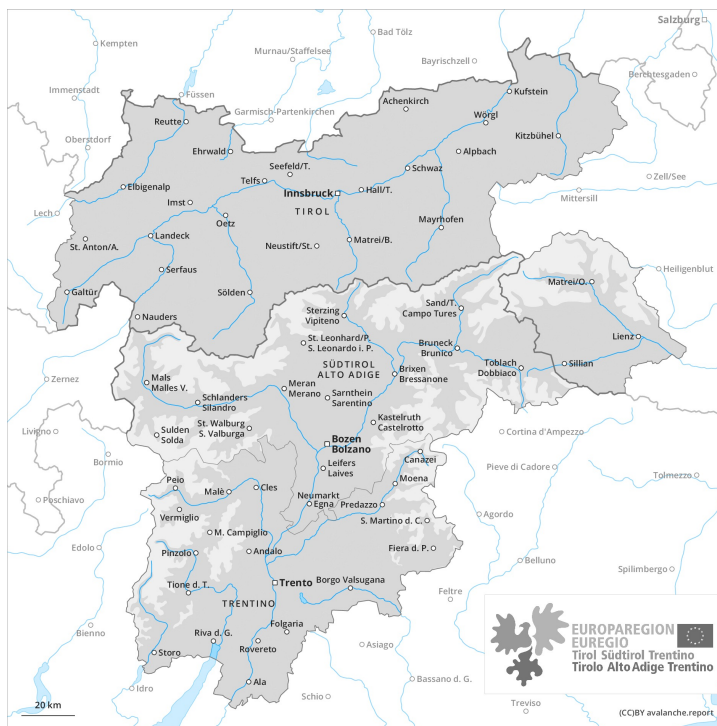




AM



PM





Danger Level 2 - Moderate

AM:



Tendency: Increasing avalanche danger
 on Tuesday 06 04 2021



Wet snow



2000m

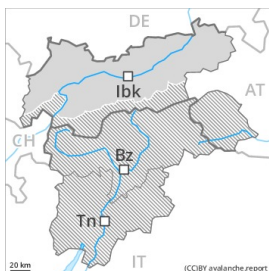


Wind-drifted
 snow



2000m

PM:



Tendency: Increasing avalanche danger
 on Tuesday 06 04 2021



Wet snow



2000m



Wind-drifted
 snow



2000m

Slight increase in avalanche danger as a consequence of warming during the day and solar radiation.

As a consequence of warming during the day and solar radiation only isolated natural wet avalanches are possible, but they will be mostly small.

Wet avalanches can in some cases release deeper layers of the snowpack and reach medium size in isolated cases especially on very steep sunny slopes.

Moist and wet avalanches can additionally in isolated cases be released in near-surface layers by a single winter sport participant. These avalanche prone locations are rather rare. They are to be found especially on very steep sunny slopes below approximately 2200 m.

Dry avalanches can in very isolated cases be released in the weakly bonded old snow. Caution is to be exercised in particular in extremely steep terrain on little-used, rather lightly snow-covered slopes at high altitudes and in high Alpine regions, this also applies adjacent to ridgelines. Sometimes the avalanches are medium-sized.

Areas with glide cracks are to be avoided as far as possible.

Snowpack

Danger patterns

dp.7: snow-poor zones in snow-rich surrounding

dp.10: springtime scenario

Outgoing longwave radiation during the night will be good.



At low and intermediate altitudes and on sunny slopes the snowpack is well bonded.

Faceted weak layers exist in the snowpack in particular on steep shady slopes. Whumpfung sounds and the formation of shooting cracks when stepping on the snowpack and stability tests indicate the existence of a weak snowpack especially on wind-loaded slopes.

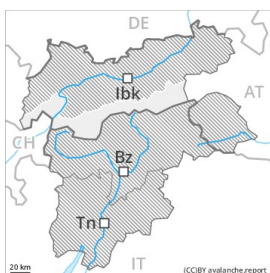
Tendency

Slight increase in danger of dry avalanches as a consequence of new snow and strong wind.



Danger Level 2 - Moderate

AM:




Tendency: Increasing avalanche danger
 on Tuesday 06 04 2021



Wind-drifted
 snow



2400m

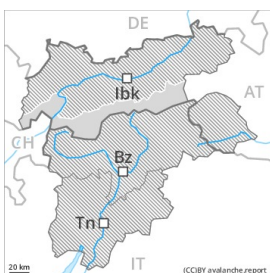


Wet snow



2400m

PM:



Tendency: Increasing avalanche danger
 on Tuesday 06 04 2021



Wet snow



2400m



Wind-drifted
 snow



2400m

Slight increase in avalanche danger as a consequence of warming during the day and solar radiation.

Weakly bonded old snow represents the main danger. Individual avalanche prone locations for dry avalanches are to be found in particular on northwest, north and northeast facing slopes. Caution is to be exercised in particular in extremely steep terrain on little-used, rather lightly snow-covered slopes at high altitudes and in high Alpine regions. These avalanche prone locations are rather rare.

From the late morning as a consequence of warming during the day and solar radiation there will be only a slight increase in the danger of moist and wet avalanches. In particular on sunny slopes small to medium-sized natural wet avalanches are possible below approximately 2400 m.

Moist and wet avalanches can additionally in very isolated cases be released in near-surface layers, in particular by large additional loads.

Snowpack

Danger patterns

dp.7: snow-poor zones in snow-rich surrounding

dp.10: springtime scenario

Outgoing longwave radiation during the night will be good. For this reason the snowpack is frozen and has formed a strong crust.

Older wind slabs are lying on soft layers, especially on little used slopes, as well as adjacent to ridgelines at high altitudes and in high Alpine regions.

Tendency

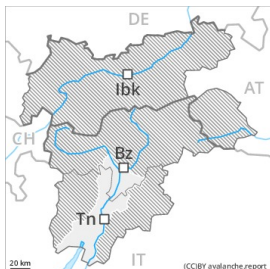


Slight increase in danger of dry avalanches as a consequence of new snow and strong wind.



Danger Level 2 - Moderate

AM:



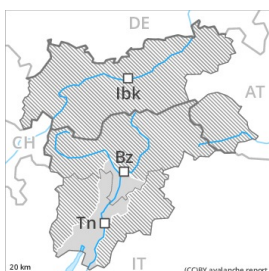
Tendency: Increasing avalanche danger
 on Tuesday 06 04 2021




Persistent weak layer



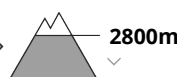
PM:



Tendency: Increasing avalanche danger
 on Tuesday 06 04 2021



Wet snow



Persistent weak layer



Increase in danger of wet avalanches in the course of the day.

A clear night will be followed in the early morning by favourable conditions over a wide area. Individual avalanche prone locations for dry avalanches are to be found on extremely steep shady slopes and at transitions from a shallow to a deep snowpack. In many places there is a danger of falling on the hard snow surface.

As the day progresses small and medium-sized wet avalanches are possible. Avalanche prone locations are to be found in particular on east, south and west facing slopes below approximately 2800 m and on north facing slopes below approximately 2200 m. Moist and wet avalanches can in isolated cases be released in near-surface layers by people.

Backcountry tours should be concluded timely.

Snowpack

Danger patterns

dp.10: springtime scenario

Outgoing longwave radiation during the night will be good over a wide area. The surface of the snowpack will freeze to form a strong crust and will soften during the day.

Individual weak layers exist in the snowpack at high altitude, especially on near-ridge shady slopes, as well as at transitions from a shallow to a deep snowpack.

On southeast, south and southwest facing slopes as well as at intermediate altitudes hardly any snow is lying.

Tendency

On Tuesday as a consequence of new snow and strong wind there will be an appreciable increase in the



danger of dry avalanches. The danger of wet avalanches will decrease.



Danger Level 2 - Moderate

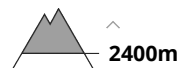
AM:



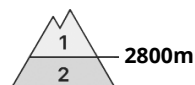
Tendency: Increasing avalanche danger
 on Tuesday 06 04 2021




Persistent weak layer



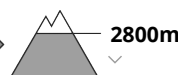
PM:



Tendency: Increasing avalanche danger
 on Tuesday 06 04 2021



Wet snow



Persistent weak layer



Increase in danger of wet avalanches in the course of the day.

A clear night will be followed in the early morning by favourable conditions over a wide area. Individual avalanche prone locations for dry avalanches are to be found on extremely steep shady slopes and at transitions from a shallow to a deep snowpack. In many places there is a danger of falling on the hard snow surface.

As the day progresses small and medium-sized wet avalanches are possible. Avalanche prone locations are to be found in particular on east, south and west facing slopes below approximately 2800 m and on north facing slopes below approximately 2200 m. Moist and wet avalanches can in isolated cases be released in near-surface layers by people.

Backcountry tours should be concluded timely.

Snowpack

Danger patterns

dp.10: springtime scenario

Outgoing longwave radiation during the night will be good over a wide area. The surface of the snowpack will freeze to form a strong crust and will soften during the day. Above approximately 2800 m the snowpack will soften only marginally.

Individual weak layers exist in the snowpack at high altitudes and in high Alpine regions, especially on near-ridge shady slopes, as well as at transitions from a shallow to a deep snowpack.

Tendency

On Tuesday as a consequence of new snow and strong wind there will be a significant increase in the danger of dry avalanches. The danger of wet avalanches will decrease.