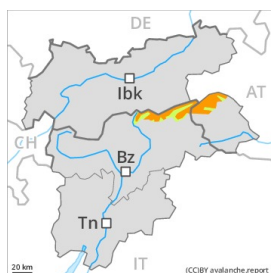


Danger Level 3 - Considerable



Tendency: Constant avalanche danger →
on Wednesday 07 04 2021



Wind-drifted
snow



Increase in avalanche danger as a consequence of new snow and strong wind. Fresh wind slabs require caution.

The cold fresh snow and the wind slabs that are being formed by the strong wind can be released easily, even by a single winter sport participant. The avalanche prone locations are to be found in all aspects and in gullies and bowls, and behind abrupt changes in the terrain. Caution is to be exercised adjacent to ridgelines. At elevated altitudes and in high Alpine regions the avalanche prone locations are prevalent and the danger is greater. In some cases avalanches are medium-sized.

On extremely steep slopes loose snow avalanches are to be expected.

Backcountry touring calls for meticulous route selection.

Snowpack

Danger patterns

dp.6: cold, loose snow and wind

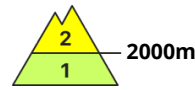
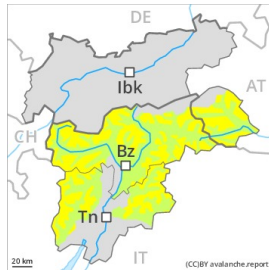
Over a wide area 10 cm of snow, and even more in some localities, will fall. The wind will be strong to storm force over a wide area. The fresh snow and the resulting wind slabs will be deposited on soft layers in particular on shady slopes. Here the snowpack is more prone to triggering. In some cases the wind slabs have bonded poorly with the old snowpack.

Individual weak layers exist in the snowpack at high altitudes and in high Alpine regions.

Tendency

Wind slabs require caution. As a consequence of low temperatures, snowfall and the strong northwesterly wind, the snowpack can not consolidate.

Danger Level 2 - Moderate



Tendency: Constant avalanche danger →
on Wednesday 07 04 2021



Wind-drifted
snow



Increase in avalanche danger as a consequence of new snow and strong wind. Fresh wind slabs require caution.

The cold fresh snow and the wind slabs that are being formed by the strong to storm force northwesterly wind can be released easily, even by a single winter sport participant. The avalanche prone locations are to be found in all aspects and in gullies and bowls, and behind abrupt changes in the terrain. Caution is to be exercised adjacent to ridgelines. At elevated altitudes and in the regions exposed to heavier precipitation the avalanche prone locations are prevalent and the danger is greater. In some cases avalanches are medium-sized.

On extremely steep slopes loose snow avalanches are to be expected.

Backcountry touring calls for meticulous route selection.

Snowpack

Danger patterns

dp.6: cold, loose snow and wind

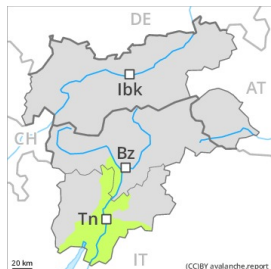
5 to 10 cm of snow will fall. In the north and in the northeast more snow will fall. The wind will be strong to storm force over a wide area. The cold fresh snow and the resulting wind slabs will be deposited on soft layers in particular on shady slopes. Here the snowpack is more prone to triggering. In some cases the wind slabs have bonded still only poorly with the old snowpack.

Individual weak layers exist in the snowpack at high altitudes and in high Alpine regions.

Tendency

Wind slabs require caution. As a consequence of low temperatures and the strong northwesterly wind, the snowpack can not consolidate.

Danger Level 1 - Low



Tendency: Constant avalanche danger →
on Wednesday 07 04 2021



Wind-drifted
snow



2000m

Increase in avalanche danger as a consequence of new snow and strong wind. Fresh wind slabs require caution.

The cold fresh snow and the wind slabs that are being formed by the strong to storm force northwesterly wind can be released easily, even by a single winter sport participant. The avalanche prone locations are to be found in all aspects and in gullies and bowls, and behind abrupt changes in the terrain. Caution is to be exercised adjacent to ridgelines. At elevated altitudes and in high Alpine regions the avalanche prone locations are prevalent and the danger is greater. In some cases avalanches are medium-sized.

On extremely steep slopes loose snow avalanches are to be expected.

Backcountry touring calls for meticulous route selection.

Snowpack

Danger patterns

dp.6: cold, loose snow and wind

In some regions up to 5 cm of snow, and even more in some localities, will fall. The wind will be strong to storm force over a wide area. The small quantity of fresh snow and the resulting small wind slabs will be deposited on soft layers in particular on shady slopes. Here the snowpack is more prone to triggering. Individual weak layers exist in the snowpack at high altitudes and in high Alpine regions.

Tendency

Wind slabs require caution. As a consequence of low temperatures and the strong northwesterly wind, the snowpack can not consolidate.