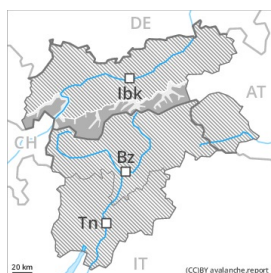




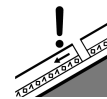
Danger Level 3 - Considerable



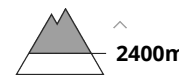
Tendency: Increasing avalanche danger
on Wednesday 07 04 2021



Wind-drifted
snow



Persistent
weak layer



Significant increase in avalanche danger as a consequence of new snow and wind.

Weakly bonded old snow represents the main danger. Individual avalanche prone locations for dry avalanches are to be found in particular on northwest, north and northeast facing slopes. Caution is to be exercised in particular in extremely steep terrain on little-used, rather lightly snow-covered slopes at high altitudes and in high Alpine regions. These avalanche prone locations are rather rare.

During the course of the night as a consequence of new snow and strong wind there will be a rapid increase in the avalanche danger. In particular on shady slopes small to medium-sized natural avalanches are possible above approximately 2400 m.

Dry avalanches can additionally in some places be released in near-surface layers, even by small loads in isolated cases.

Snowpack

Danger patterns

dp.6: cold, loose snow and wind

dp.1: deep persistent weak layer

The new snow and wind slabs must be evaluated with care and prudence in all aspects above approximately 2400 m.

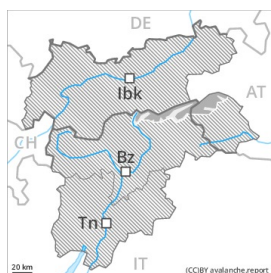
Older wind slabs are lying on soft layers, especially on little used slopes, as well as adjacent to ridgelines at high altitudes and in high Alpine regions.

Tendency

Further increase in danger of dry avalanches as a consequence of new snow and strong wind.



Danger Level 3 - Considerable



Tendency: Constant avalanche danger →
on Wednesday 07 04 2021



Wind-drifted
snow



Increase in avalanche danger as a consequence of new snow and strong wind. Fresh wind slabs require caution.

The cold fresh snow and the wind slabs that are being formed by the strong wind can be released easily, even by a single winter sport participant. The avalanche prone locations are to be found in all aspects and in gullies and bowls, and behind abrupt changes in the terrain. Caution is to be exercised adjacent to ridgelines. At elevated altitudes and in high Alpine regions the avalanche prone locations are prevalent and the danger is greater. In some cases avalanches are medium-sized.

On extremely steep slopes loose snow avalanches are to be expected.

Backcountry touring calls for meticulous route selection.

Snowpack

Danger patterns

dp.6: cold, loose snow and wind

Over a wide area 10 cm of snow, and even more in some localities, will fall. The wind will be strong to storm force over a wide area. The fresh snow and the resulting wind slabs will be deposited on soft layers in particular on shady slopes. Here the snowpack is more prone to triggering. In some cases the wind slabs have bonded poorly with the old snowpack.

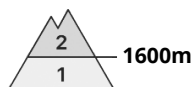
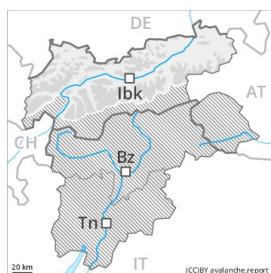
Individual weak layers exist in the snowpack at high altitudes and in high Alpine regions.

Tendency

Wind slabs require caution. As a consequence of low temperatures, snowfall and the strong northwesterly wind, the snowpack can not consolidate.



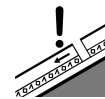
Danger Level 2 - Moderate



Tendency: Increasing avalanche danger
 on Wednesday 07 04 2021



Wind-drifted
 snow



Persistent
 weak layer



Gradual increase in avalanche danger as a consequence of new snow and wind.

As a consequence of new snow and strong wind more frequent natural avalanches are possible, but they will be mostly small.

Dry avalanches can in some cases release deeper layers of the snowpack and reach medium size in all aspects.

These can be released in the weakly bonded old snow. Caution is to be exercised in particular in extremely steep terrain on little-used, rather lightly snow-covered slopes at high altitudes and in high Alpine regions.

Dry avalanches can additionally in isolated cases be released in near-surface layers by a single winter sport participant. These avalanche prone locations are quite prevalent. They are to be found especially on steep shady slopes above approximately 1600 m.

(--), in particular adjacent to ridgelines. Sometimes the avalanches are medium-sized.

Snowpack

Danger patterns

dp.6: cold, loose snow and wind

dp.1: deep persistent weak layer

Outgoing longwave radiation during the night will be barely evident.

At low and intermediate altitudes the snowpack is moist.

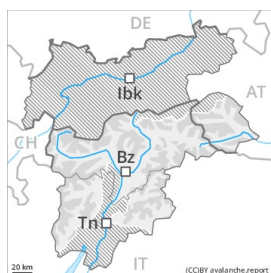
Faceted weak layers exist in the snowpack in particular on steep shady slopes. Whumpfung sounds and the formation of shooting cracks when stepping on the snowpack and stability tests indicate the existence of a weak snowpack especially on wind-loaded slopes.

Tendency

Slight increase in danger of dry avalanches as a consequence of new snow and strong wind.



Danger Level 2 - Moderate



Tendency: Constant avalanche danger →
on Wednesday 07 04 2021



Wind-drifted
snow



Increase in avalanche danger as a consequence of new snow and strong wind. Fresh wind slabs require caution.

The cold fresh snow and the wind slabs that are being formed by the strong to storm force northwesterly wind can be released easily, even by a single winter sport participant. The avalanche prone locations are to be found in all aspects and in gullies and bowls, and behind abrupt changes in the terrain. Caution is to be exercised adjacent to ridgelines. At elevated altitudes and in the regions exposed to heavier precipitation the avalanche prone locations are prevalent and the danger is greater. In some cases avalanches are medium-sized.

On extremely steep slopes loose snow avalanches are to be expected.

Backcountry touring calls for meticulous route selection.

Snowpack

Danger patterns

dp.6: cold, loose snow and wind

5 to 10 cm of snow will fall. In the north and in the northeast more snow will fall. The wind will be strong to storm force over a wide area. The cold fresh snow and the resulting wind slabs will be deposited on soft layers in particular on shady slopes. Here the snowpack is more prone to triggering. In some cases the wind slabs have bonded still only poorly with the old snowpack.

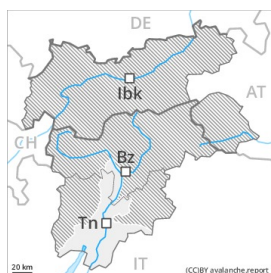
Individual weak layers exist in the snowpack at high altitudes and in high Alpine regions.

Tendency

Wind slabs require caution. As a consequence of low temperatures and the strong northwesterly wind, the snowpack can not consolidate.



Danger Level 1 - Low



Tendency: Constant avalanche danger →
on Wednesday 07 04 2021



Wind-drifted
snow



Increase in avalanche danger as a consequence of new snow and strong wind. Fresh wind slabs require caution.

The cold fresh snow and the wind slabs that are being formed by the strong to storm force northwesterly wind can be released easily, even by a single winter sport participant. The avalanche prone locations are to be found in all aspects and in gullies and bowls, and behind abrupt changes in the terrain. Caution is to be exercised adjacent to ridgelines. At elevated altitudes and in high Alpine regions the avalanche prone locations are prevalent and the danger is greater. In some cases avalanches are medium-sized.

On extremely steep slopes loose snow avalanches are to be expected.

Backcountry touring calls for meticulous route selection.

Snowpack

Danger patterns

dp.6: cold, loose snow and wind

In some regions up to 5 cm of snow, and even more in some localities, will fall. The wind will be strong to storm force over a wide area. The small quantity of fresh snow and the resulting small wind slabs will be deposited on soft layers in particular on shady slopes. Here the snowpack is more prone to triggering. Individual weak layers exist in the snowpack at high altitudes and in high Alpine regions.

Tendency

Wind slabs require caution. As a consequence of low temperatures and the strong northwesterly wind, the snowpack can not consolidate.