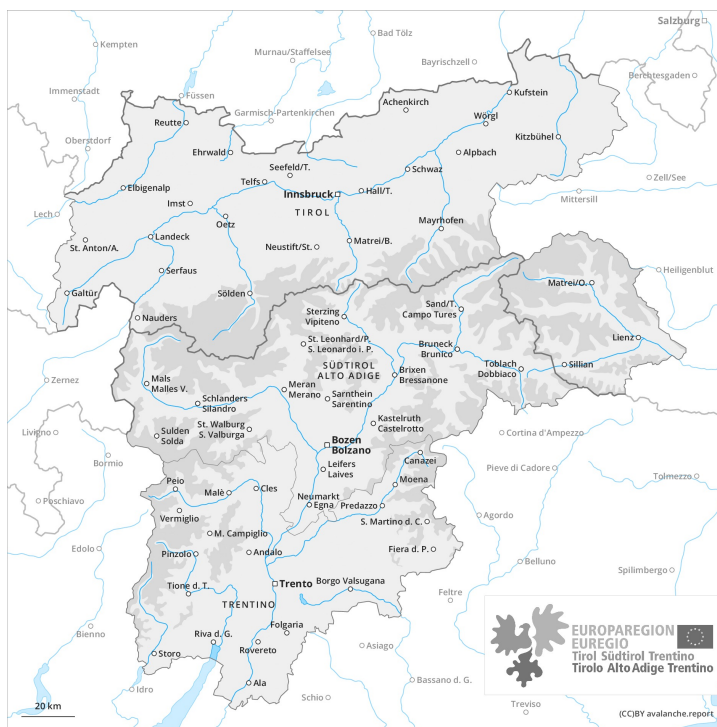
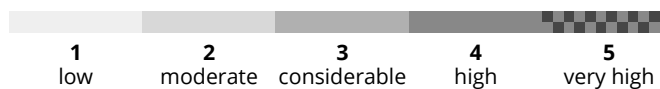
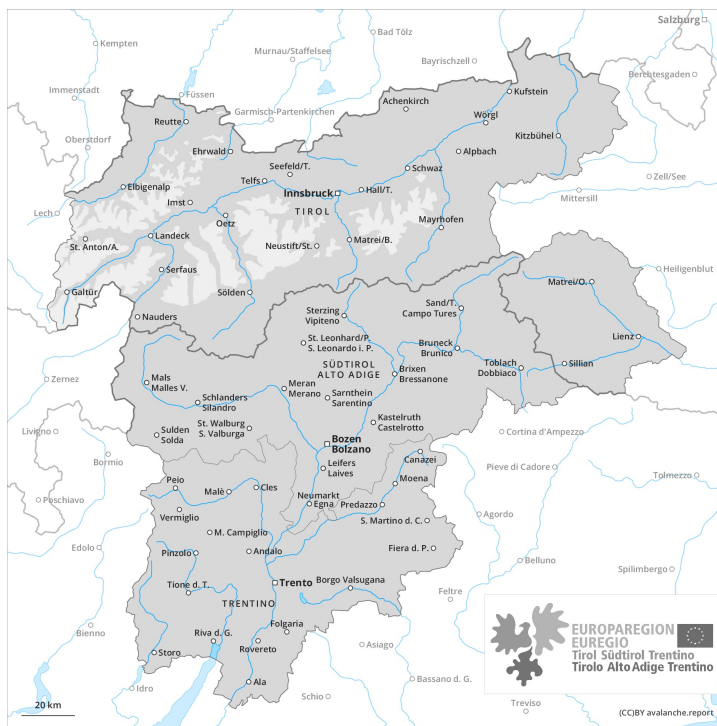




**AM**



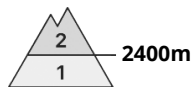
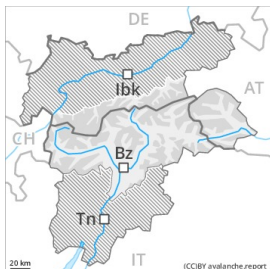
**PM**





## Danger Level 2 - Moderate

**AM:**



**Tendency: Increasing avalanche danger**  
 on Saturday 24 04 2021



Persistent weak layer



**PM:**



**Tendency: Increasing avalanche danger**  
 on Saturday 24 04 2021



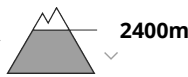
Persistent weak layer



Wet snow



Wet snow



Wet avalanches as the day progresses. Weakly bonded old snow especially on extreme shady slopes.

The early morning will see quite favourable avalanche conditions generally, but the danger of wet avalanches will increase later. As a consequence of warming during the day and solar radiation wet avalanches are possible as the day progresses, in particular on rocky sunny slopes below approximately 2800 m, as well as on steep shady slopes below approximately 2400 m. Backcountry tours should be concluded timely.

Avalanche prone weak layers exist in the top section of the snowpack, in particular on extremely steep shady slopes above approximately 2400 m. Avalanches can in some places be released, mostly by large loads and reach medium size.

### Snowpack

**Danger patterns**

dp.10: springtime scenario

Outgoing longwave radiation during the night will be quite good in some case. Sunshine and high temperatures will give rise from early morning to rapid moistening of the snowpack especially on steep sunny slopes below approximately 2800 m. This also applies on steep shady slopes below approximately 2400 m.



Towards its surface, the snowpack is unfavourably layered, especially on extremely steep shady slopes above approximately 2400 m.

At low altitude only a little snow is lying.

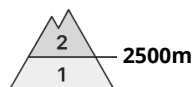
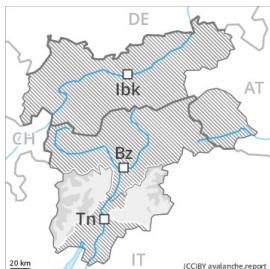
## Tendency

Increase in danger of moist and wet avalanches as a consequence of warming during the day and solar radiation, also in case of releases originating from shady starting zones.



## Danger Level 2 - Moderate

**AM:**



**Tendency: Increasing avalanche danger**  
 on Saturday 24 04 2021



Persistent weak layer



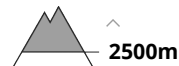
**PM:**



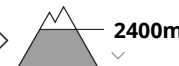
**Tendency: Increasing avalanche danger**  
 on Saturday 24 04 2021



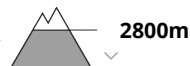
Persistent weak layer



Wet snow



Wet snow



Weakly bonded old snow especially on extreme shady slopes. Wet snow slides and avalanches require caution.

Soft weak layers exist in the top section of the snowpack, in particular on very steep shady slopes above approximately 2500 m. Avalanches can in very isolated cases be released by small loads and reach medium size.

The early morning will see quite favourable conditions generally, but the danger of wet avalanches will increase later. As a consequence of warming during the day and solar radiation wet avalanches are possible as the day progresses, in particular on rocky sunny slopes below approximately 2800 m.

### Snowpack

**Danger patterns**

dp.10: springtime scenario

Towards its surface, the snowpack is unfavourably layered, especially on very steep shady slopes above approximately 2500 m.

Outgoing longwave radiation during the night will be reduced in some case. Sunshine and high temperatures will give rise from early morning to rapid moistening of the snowpack especially on steep sunny slopes below approximately 2800 m. At low altitude only a little snow is lying.

### Tendency

Gradual increase in danger of moist and wet avalanches as a consequence of warming during the day and



solar radiation, also in case of releases originating from shady starting zones.

## Danger Level 2 - Moderate

**AM:**



**Tendency: Increasing avalanche danger**  
 on Saturday 24 04 2021



Wet snow



**PM:**



**Tendency: Increasing avalanche danger**  
 on Saturday 24 04 2021



Wet snow



As a consequence of warming during the day and solar radiation wet snow slides and avalanches are possible.

Gradual increase in avalanche danger as a consequence of warming during the day and solar radiation. On very steep sunny slopes more frequent moist and wet avalanches are to be expected from the late morning, even medium-sized ones. In addition a latent danger of gliding avalanches exists. Older wind slabs are mostly easy to recognise and to be assessed with care and prudence. The avalanche prone locations are to be found in particular adjacent to ridgelines and in gullies and bowls in all aspects.

## Snowpack

**Danger patterns**

dp.10: springtime scenario

Towards its surface, the snowpack is moist and its surface consists of loosely bonded snow lying on a crust. Outgoing longwave radiation during the night will be reduced in some case. Sunshine and high temperatures will give rise from early morning to rapid moistening of the snowpack especially on steep sunny slopes. At low altitude only a little snow is lying.

## Tendency

Gradual increase in danger of moist and wet avalanches as a consequence of warming during the day and solar radiation.



## Danger Level 2 - Moderate

**AM:**



**Tendency: Increasing avalanche danger** ↗  
 on Saturday 24 04 2021

**PM:**



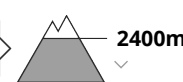
**Tendency: Increasing avalanche danger** ↗  
 on Saturday 24 04 2021



Wet snow



Wet snow



### Wet avalanches as the day progresses.

A clear night will be followed in the early morning by quite favourable avalanche conditions generally, but the danger of wet avalanches will increase later. As a consequence of warming during the day and solar radiation wet avalanches are possible as the day progresses, in particular on rocky sunny slopes below approximately 2800 m, as well as on steep shady slopes below approximately 2400 m. Backcountry tours should be concluded timely.

Avalanche prone weak layers exist in the top section of the snowpack, in particular on extremely steep slopes at high altitudes and in high Alpine regions. Avalanches can be released by small loads and reach medium size, this applies in particular from the middle of the day.

### Snowpack

**Danger patterns**

dp.10: springtime scenario

The snowpack will be in most cases stable. Outgoing longwave radiation during the night will be quite good over a wide area. The surface of the snowpack will freeze to form a strong crust and will soften during the day. Sunshine and high temperatures will give rise from late morning to a loss of strength within the snowpack especially on steep sunny slopes below approximately 2800 m. This also applies on steep shady slopes below approximately 2400 m. At low altitude only a little snow is lying, especially on sunny slopes.

### Tendency

Increase in avalanche danger as a consequence of warming during the day and solar radiation.