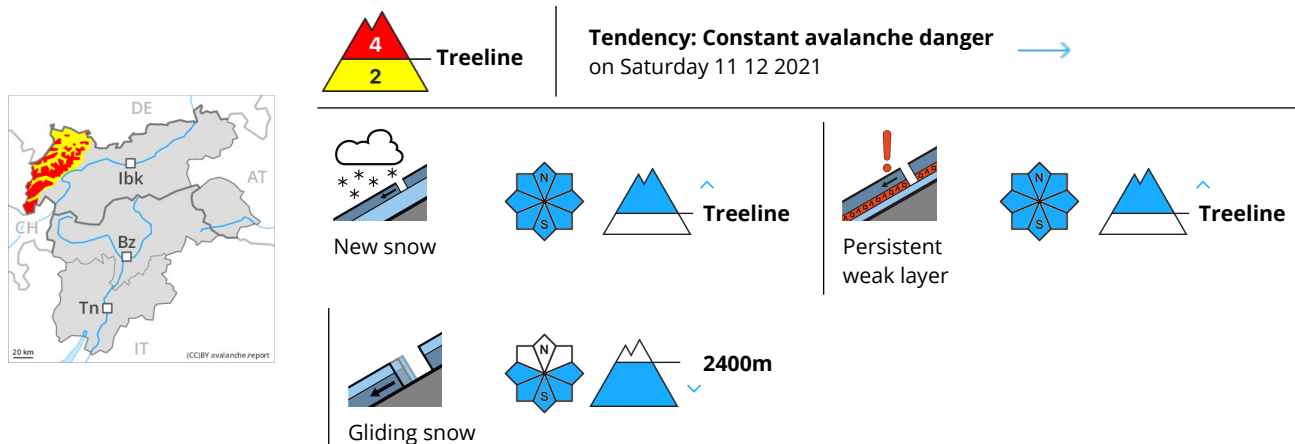


Danger Level 4 - High



Outside marked and open pistes a dangerous avalanche situation will prevail. Natural dry avalanches are possible. In the regions exposed to a lot of wind this applies.

Field observations and stability tests confirm the complex avalanche situation at elevated altitudes. The danger exists primarily in alpine snow sports terrain. The avalanche prone locations are widespread. They are sometimes covered with new snow and are barely recognisable, even to the trained eye. They are currently prevalent immediately adjacent to the pistes as well.

Avalanches can in many places be released, even by a single winter sport participant. Caution is to be exercised in all aspects in areas close to the tree line, as well as above the tree line.

Remotely triggered avalanches are possible. Natural avalanches are possible as a consequence of the sometimes strong wind, especially on wind-loaded slopes above the tree line. In some cases avalanches are large.

Gliding avalanches can also occur. This applies on steep grassy slopes below approximately 2400 m. Great caution and restraint are required.

Snowpack

Danger patterns

dp.6: cold, loose snow and wind

dp.5: snowfall after a long period of cold

Over a wide area 30 to 50 cm of snow has fallen. The wind was strong to storm force over a wide area, in particular at elevated altitudes.

The fresh and older wind slabs are lying on top of a weakly bonded old snowpack in all aspects at elevated altitudes. As a consequence of the strong wind the wind slabs will increase in size once again until Friday. Faceted weak layers exist in the centre of the snowpack, in particular on shady slopes in areas close to the tree line, as well as above the tree line, also on steep sunny slopes at elevated altitudes.

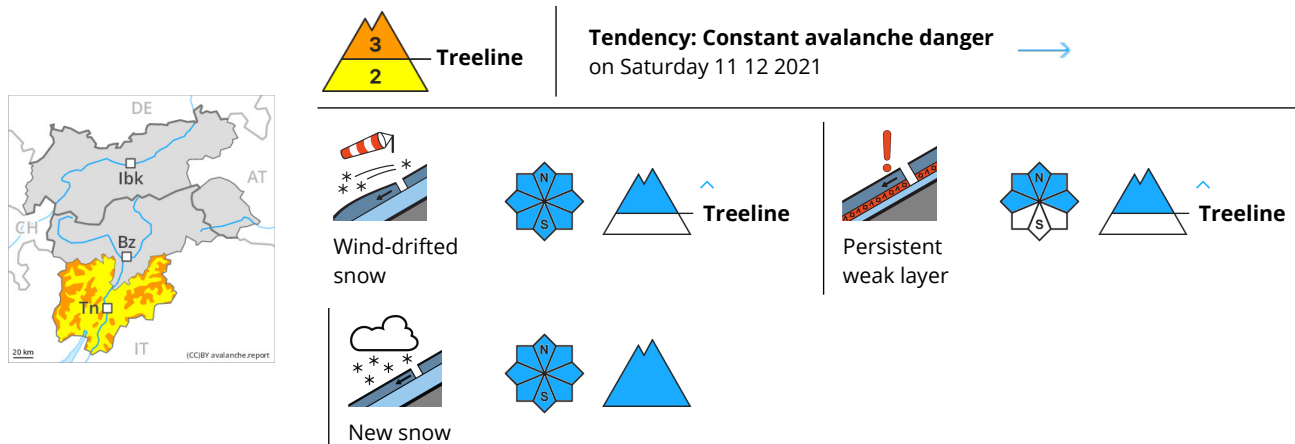
Whumpung sounds and the formation of shooting cracks when stepping on the snowpack indicate the unfavourable bonding of the snowpack.

Tendency



As a consequence of low temperatures and the strong wind, the snowpack can not consolidate. The snowpack remains prone to triggering. The conditions are critical for winter sport activities outside marked and open pistes. As a consequence of the strong northerly wind, the snow drift accumulations will increase in size.

Danger Level 3 - Considerable



New snow and wind slabs represent the main danger.

Avalanches can in some places be released, mostly by large loads and reach medium size. Caution is to be exercised on wind-loaded slopes in areas close to the tree line, as well as on wind-loaded slopes above the tree line. The avalanche prone locations are sometimes covered with new snow and are therefore barely recognisable, even to the trained eye. At elevated altitudes the avalanche prone locations are more prevalent and larger.

Individual natural avalanches are possible as the day progresses, but they will be mostly small. This applies in particular on wind-loaded slopes.

Snowpack

Danger patterns

dp.6: cold, loose snow and wind

Over a wide area 20 cm of snow, and up to 40 cm in some localities, has fallen. The wind was moderate to strong in some localities in some regions, in particular at elevated altitudes.

The fresh and older wind slabs are to be avoided in particular in very steep terrain.

Faceted weak layers exist in the centre of the snowpack, in particular on shady slopes in areas close to the tree line, as well as above the tree line, also on steep sunny slopes at elevated altitudes.

Whumpfung sounds and the formation of shooting cracks when stepping on the snowpack indicate the unfavourable bonding of the snowpack.

Tendency

As a consequence of low temperatures and the moderate wind, the snowpack can not consolidate. The snowpack remains in some cases prone to triggering.

Danger Level 3 - Considerable



Tendency: Constant avalanche danger →
on Saturday 11 12 2021



Wind-drifted
snow



Treeline



Wind-drifted
snow



Treeline

Fresh wind slabs are to be evaluated critically.

The fresh and older wind slabs are prone to triggering in all aspects. The avalanche prone locations are to be found in particular adjacent to ridgelines and in gullies and bowls, in particular in areas close to the tree line, as well as above the tree line. Such avalanche prone locations are widespread. They are sometimes covered with new snow and are therefore difficult to recognise.

Avalanches can be released, even by a single winter sport participant and reach medium size.

Dry avalanches can additionally in isolated cases be released in deeper layers. This applies in the south, especially on very steep shady slopes in areas close to the tree line, as well as above the tree line.

Experience in the assessment of avalanche danger is required.

Snowpack

Danger patterns

dp.6: cold, loose snow and wind

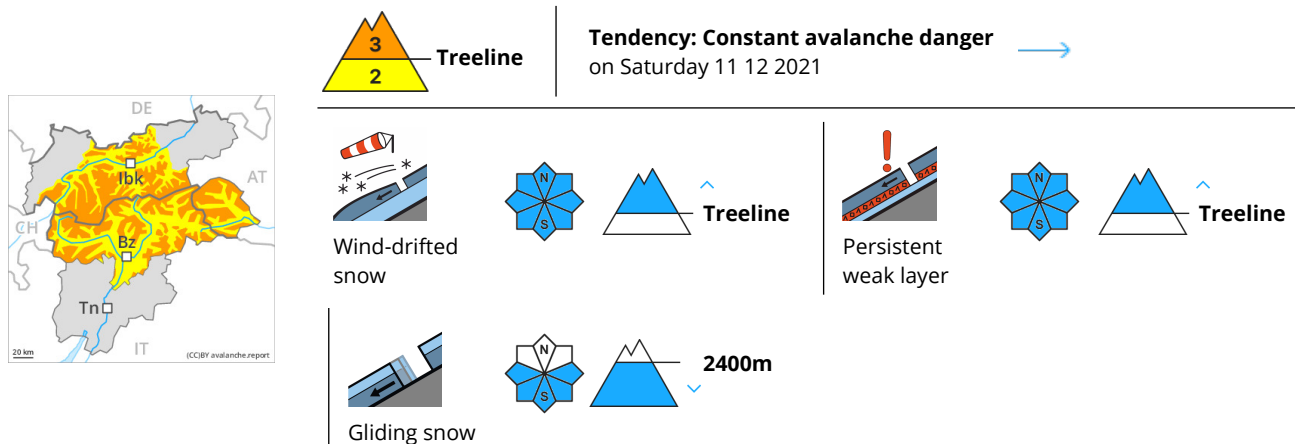
Over a wide area 20 cm of snow, and even more in some localities, has fallen. The fresh wind slabs are lying on soft layers. As a consequence of the strong wind the wind slabs will increase in size once again.

Isolated avalanche prone weak layers exist in the centre of the snowpack on shady slopes. This applies in the south, in particular at elevated altitudes.

Tendency

The wind slabs remain for the foreseeable future prone to triggering.

Danger Level 3 - Considerable



Outside marked and open pistes a precarious avalanche situation will prevail.

Field observations and stability tests confirm the complex avalanche situation at elevated altitudes. The avalanche prone locations are widespread. They are sometimes covered with new snow and are barely recognisable, even to the trained eye. They are currently prevalent immediately adjacent to the pistes as well.

Avalanches can over a wide area be released, even by a single winter sport participant. Caution is to be exercised in all aspects in areas close to the tree line, as well as above the tree line.

Remotely triggered avalanches are possible. Isolated natural avalanches are possible as a consequence of the sometimes strong wind, especially on wind-loaded slopes above the tree line. Mostly avalanches are medium-sized.

Gliding avalanches can also occur. This applies on steep grassy slopes below approximately 2400 m. Extensive experience in the assessment of avalanche danger and great restraint are required.

Snowpack

Danger patterns

dp.6: cold, loose snow and wind

dp.5: snowfall after a long period of cold

Over a wide area 20 cm of snow, and even more in some localities, has fallen. The wind was strong to storm force over a wide area, in particular at elevated altitudes.

The fresh and older wind slabs are lying on top of a weakly bonded old snowpack in all aspects at elevated altitudes. As a consequence of the strong wind the wind slabs will increase in size once again until Friday. Faceted weak layers exist in the centre of the snowpack, in particular on shady slopes in areas close to the tree line, as well as above the tree line, also on steep sunny slopes at elevated altitudes.

Whumpfung sounds and the formation of shooting cracks when stepping on the snowpack indicate the unfavourable bonding of the snowpack.

Tendency



As a consequence of low temperatures and the strong wind, the snowpack can not consolidate. The snowpack remains prone to triggering. The conditions are precarious for winter sport activities outside marked and open pistes. As a consequence of the strong northerly wind, the snow drift accumulations will increase in size.