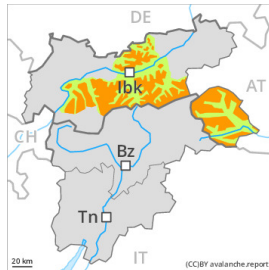




Danger Level 3 - Considerable



Tendency: Constant avalanche danger →
on Friday 07 01 2022



Wind-drifted
snow



Treeline

Fresh wind slabs are to be evaluated with care and prudence.

Fresh wind slabs represent the main danger. As a consequence of new snow and a sometimes strong wind from variable directions, sometimes avalanche prone wind slabs formed in particular above the tree line. Avalanches can in some places be released, even by a single winter sport participant and reach medium size. Avalanche prone locations for dry avalanches are to be found adjacent to ridgelines in all aspects and in gullies and bowls, and behind abrupt changes in the terrain. The number and size of avalanche prone locations will increase with altitude. They are clearly recognisable to the trained eye.

As a consequence of solar radiation small dry loose snow avalanches are possible. This applies in steep rocky terrain.

Dry avalanches can additionally in very isolated cases be released in deep layers by large loads. This applies in particular on extremely steep shady slopes above approximately 2400 m in areas where the snow cover is rather shallow.

Snowpack

Danger patterns

dp.6: cold, loose snow and wind

dp.7: snow-poor zones in snow-rich surrounding

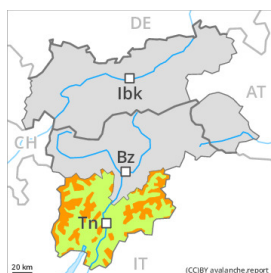
Over a wide area 20 to 30 cm of snow has fallen since Wednesday. The sometimes strong wind has transported the new snow, especially at elevated altitudes. In particular in the regions of the south exposed to the foehn wind the wind slabs will increase in size additionally on Thursday. In some places various wind slab layers are lying on soft layers. Shooting cracks when stepping on the snowpack can indicate the danger.

The old snowpack will be subject to considerable local variations. In very isolated cases weak layers exist in the centre of the old snowpack in particular on shady slopes. This applies in particular above approximately 2400 m.

Tendency

The avalanche danger will persist. Fresh wind slabs require caution.

Danger Level 3 - Considerable



Tendency: Constant avalanche danger →
on Friday 07 01 2022



New snow



Treeline



Wind-drifted
snow



Treeline

As a consequence of new snow and strong wind there will be a gradual increase in the avalanche danger to level 3 (considerable).

New snow and wind slabs represent the main danger. As a consequence of new snow and a freshening wind from northerly directions, avalanche prone wind slabs will form above the tree line. The avalanche prone locations are to be found especially on wind-protected south facing slopes and in gullies and bowls, and behind abrupt changes in the terrain above approximately 2000 m. Avalanches can be released, even by a single winter sport participant and reach medium size.

Avalanches can be released in deep layers, even by small loads in isolated cases. These places are barely recognisable, even to the trained eye. Careful route selection is recommended.

Snowpack

Danger patterns

dp.6: cold, loose snow and wind

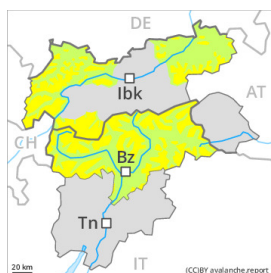
In some localities in some localities up to 30 cm of snow has fallen. The wind will be strong. The various wind slabs have bonded poorly with the old snowpack.

The old snowpack will be subject to considerable local variations. This applies in particular above approximately 2000 m.

Tendency

The avalanche danger will persist. Fresh wind slabs require caution.

Danger Level 2 - Moderate



Tendency: Constant avalanche danger →
on Friday 07 01 2022



Wind-drifted
snow



Treeline

Fresh wind slabs are to be evaluated with care and prudence.

Fresh wind slabs represent the main danger. As a consequence of new snow and a sometimes strong wind from variable directions, sometimes avalanche prone wind slabs formed in particular above the tree line. Avalanches can in some places be released, even by a single winter sport participant and reach medium size. Avalanche prone locations for dry avalanches are to be found adjacent to ridgelines in all aspects and in gullies and bowls, and behind abrupt changes in the terrain. The number and size of avalanche prone locations will increase with altitude. They are clearly recognisable to the trained eye. In regions exposed to heavier precipitation the avalanche prone locations are more widespread and the danger is greater. As a consequence of solar radiation small dry loose snow avalanches are possible. This applies in steep rocky terrain.

Dry avalanches can additionally in very isolated cases be released in deep layers by large loads. This applies in particular on extremely steep shady slopes above approximately 2400 m in areas where the snow cover is rather shallow.

Snowpack

Danger patterns

dp.6: cold, loose snow and wind

dp.7: snow-poor zones in snow-rich surrounding

Over a wide area 10 to 30 cm of snow has fallen since Wednesday. The sometimes strong wind has transported the new snow, especially at elevated altitudes. In particular in the regions of the south exposed to the foehn wind the wind slabs will increase in size additionally on Thursday. In some places various wind slab layers are lying on soft layers. Shooting cracks when stepping on the snowpack can indicate the danger.

The old snowpack will be subject to considerable local variations. In very isolated cases weak layers exist in the centre of the old snowpack in particular on shady slopes. This applies in particular above approximately 2400 m.

Tendency

The avalanche danger will persist. Fresh wind slabs require caution.