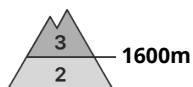




## Danger Level 3 - Considerable



**Tendency: Constant avalanche danger** →  
on Saturday 12 02 2022

### Distinct weak layers in the old snowpack are treacherous.

Distinct weak layers in the old snowpack can still be released by individual winter sport participants in particular on west, north and east facing slopes. This applies in particular between approximately 1600 and 2500 m, in isolated cases also on steep sunny slopes at elevated altitudes. Caution is to be exercised in particular at transitions from a shallow to a deep snowpack, when entering gullies and bowls for example. Avalanches can reach dangerously large size. Remotely triggered avalanches are possible. The fresh wind slabs are in some cases prone to triggering at elevated altitudes, especially adjacent to ridgelines on very steep shady slopes. In addition there is a danger of gliding avalanches. This applies on steep grassy slopes below approximately 2400 m.

## Snowpack

### Danger patterns

dp.7: snow-poor zones in snow-rich surrounding

dp.2: gliding snow

Faceted weak layers exist in the centre of the snowpack, especially on west, north and east facing slopes between approximately 1600 and 2500 m, in isolated cases also on sunny slopes at elevated altitudes. Whumpfung sounds and the formation of shooting cracks when stepping on the snowpack serve as an alarm indicating the danger. Some snow will fall over a wide area. The wind will be moderate to strong.

## Tendency

A sometimes treacherous avalanche situation will persist.



## Danger Level 3 - Considerable



**Tendency: Constant avalanche danger** →  
on Saturday 12 02 2022

### Weak layers in the old snowpack are treacherous.

Avalanches can be released in the weakly bonded old snow by small loads. Caution is to be exercised at transitions from a shallow to a deep snowpack. The avalanche prone locations are to be found in areas close to the tree line and above the tree line. Remotely triggered avalanches are possible in isolated cases. In addition the sometimes avalanche prone wind slabs should be taken into account. Such avalanche prone locations are to be found in particular in steep terrain at elevated altitudes and adjacent to ridgelines and in pass areas.

Meticulous route selection is recommended.

### Snowpack

#### Danger patterns

dp.1: deep persistent weak layer

dp.7: snow-poor zones in snow-rich surrounding

Towards its base, the snowpack is faceted and weak, especially on shady slopes. Whumpfung sounds and field observations indicate poor snowpack stability.

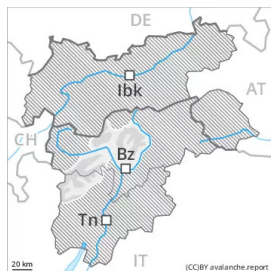
In some cases the various wind slabs have bonded still only poorly with each other and the old snowpack. As a consequence of mild temperatures and solar radiation the snow drift accumulations stabilised during the last few days.

### Tendency

The snowpack remains in some cases prone to triggering.



## Danger Level 2 - Moderate



**Tendency: Constant avalanche danger** →  
on Saturday 12 02 2022

### Weak layers in the old snowpack necessitate caution.

Avalanches can be released in the weakly bonded old snow in isolated cases. Caution is to be exercised at transitions from a shallow to a deep snowpack. Mostly avalanches are rather small.

In addition the sometimes avalanche prone wind slabs should be taken into account. They are to be avoided in particular on shady slopes and generally at elevated altitudes.

### Snowpack

#### Danger patterns

dp.7: snow-poor zones in snow-rich surrounding

dp.6: cold, loose snow and wind

Towards its base, the snowpack consists of faceted crystals, especially on shady slopes.

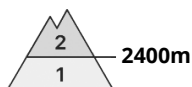
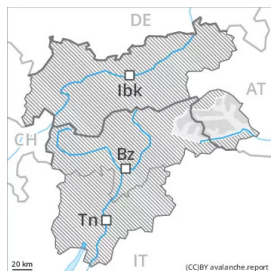
In some cases the various wind slabs have bonded still only poorly with the old snowpack. As a consequence of mild temperatures and solar radiation the snow drift accumulations stabilised during the last few days. Only a small amount of snow is lying for the time of year.

### Tendency

The avalanche danger will persist.



## Danger Level 2 - Moderate



**Tendency: Constant avalanche danger** →  
on Saturday 12 02 2022

### Wind slabs are to be avoided.

The wind slabs are in some cases still prone to triggering in particular on very steep shady slopes above approximately 2400 m. Such avalanche prone locations are clearly recognisable to the trained eye. Mostly avalanches are rather small.

In very isolated cases dry avalanches can also be triggered in the old snowpack, especially on very steep shady slopes at transitions from a shallow to a deep snowpack, this applies in particular in case of a large load. In the regions neighbouring those that are subject to danger level 3 (considerable) the avalanche danger is a little higher.

### Snowpack

#### Danger patterns

dp.6: cold, loose snow and wind

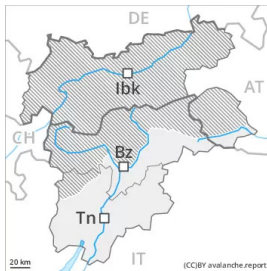
The rather small wind slabs are lying on soft layers in particular on shady slopes. Towards its base, the snowpack consists of faceted crystals, especially on shady slopes. Only a small amount of snow is lying for the time of year.

### Tendency

Wind slabs require caution.



## Danger Level 1 - Low



**Tendency: Constant avalanche danger** →  
on Saturday 12 02 2022

A favourable avalanche situation will be encountered over a wide area.

Wind slabs have bonded well with the old snowpack. Very isolated avalanche prone locations are to be found on very steep shady slopes at elevated altitudes. Such avalanche prone locations are clearly recognisable to the trained eye. In steep terrain there is a danger of falling on the hard snow surface.

### Snowpack

The snowpack is largely stable. The small wind slabs are lying on soft layers in particular on shady slopes. Only a small amount of snow is lying for the time of year.

### Tendency

A favourable avalanche situation will prevail.