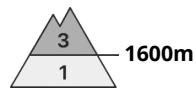




Danger Level 3 - Considerable



Tendency: Constant avalanche danger →
on Wednesday 16 02 2022

Distinct weak layers in the old snowpack are treacherous. Fresh wind slabs are to be evaluated with care and prudence.

Distinct weak layers in the old snowpack can still be released by individual winter sport participants in particular on west, north and east facing slopes. This applies in particular between approximately 1600 and 2500 m, in isolated cases also on steep sunny slopes at elevated altitudes. Caution is to be exercised in particular at transitions from a shallow to a deep snowpack, when entering gullies and bowls for example. Avalanches can reach large size. Remotely triggered avalanches are possible.

Over a wide area easily released wind slabs will form. The avalanche prone locations are to be found in particular on steep shady slopes above the tree line and adjacent to ridgelines and in gullies and bowls in all aspects. Avalanches can penetrate deep layers and reach large size.

In addition a latent danger of gliding avalanches exists.

Snowpack

Danger patterns

dp.7: snow-poor zones in snow-rich surrounding

dp.6: cold, loose snow and wind

Faceted weak layers exist in the centre of the snowpack, especially on west, north and east facing slopes between approximately 1600 and 2500 m, in isolated cases also on sunny slopes at elevated altitudes. Whumpfung sounds and the formation of shooting cracks when stepping on the snowpack serve as an alarm indicating the danger.

Over a wide area 10 to 20 cm of snow, and even more in some localities, will fall. As a consequence of new snow and a moderate wind from northwesterly directions, wind slabs will form in the course of the day. The fresh wind slabs are bonding poorly with the old snowpack in particular on shady slopes and generally at elevated altitudes. The new snow and wind slabs are lying on the quite favourable surface of an old snowpack on sunny slopes at low and intermediate altitudes.

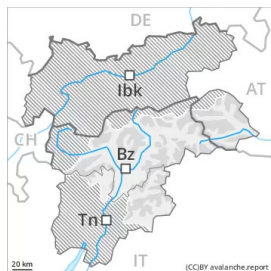
Tendency

A sometimes treacherous avalanche situation will persist. Distinct weak layers in the old snowpack necessitate defensive route selection.

As a consequence of rising temperatures, rain up to approximately 2000 m and the strong northwesterly wind, the snowpack can not consolidate.



Danger Level 2 - Moderate



Tendency: Constant avalanche danger →
on Wednesday 16 02 2022

Wind slabs are to be evaluated with care and prudence.

As a consequence of new snow and a moderate to strong wind, easily released wind slabs will form in all aspects. The avalanche prone locations are to be found in particular in steep terrain above the tree line and in gullies and bowls, and behind abrupt changes in the terrain. Mostly avalanches are medium-sized. In very isolated cases dry avalanches can also be triggered in the old snowpack, especially on very steep shady slopes at transitions from a shallow to a deep snowpack, this applies in particular in case of a large load.

Snowpack

Danger patterns

dp.6: cold, loose snow and wind

Over a wide area 10 to 20 cm of snow, and even more in some localities, will fall. The fresh wind slabs are bonding poorly with the old snowpack in particular on shady slopes and generally at elevated altitudes. The new snow and wind slabs are lying on the quite favourable surface of an old snowpack on sunny slopes at intermediate altitudes.

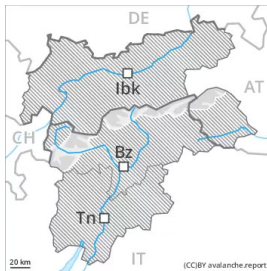
In its middle, the snowpack is faceted and weak, especially on shady slopes. Only a small amount of snow is lying for the time of year.

Tendency

Fresh wind slabs are to be evaluated with care and prudence.



Danger Level 2 - Moderate



Tendency: Constant avalanche danger →
on Wednesday 16 02 2022

Fresh wind slabs are to be evaluated with care and prudence. Weak layers in the old snowpack necessitate caution.

As a consequence of new snow and a moderate to strong wind, easily released wind slabs will form in all aspects. The avalanche prone locations are to be found in particular in steep terrain above the tree line and in gullies and bowls, and behind abrupt changes in the terrain. Avalanches can in very isolated cases penetrate deep layers and reach large size in isolated cases.

Avalanches can be released in the weakly bonded old snow, even by small loads in isolated cases. The avalanche prone locations are to be found in particular on steep shady slopes above the tree line. They are rather rare but are difficult to recognise. Caution is to be exercised at transitions from a shallow to a deep snowpack.

Snowpack

Danger patterns

dp.6: cold, loose snow and wind

dp.7: snow-poor zones in snow-rich surrounding

Over a wide area 10 to 20 cm of snow, and even more in some localities, will fall. The fresh wind slabs are bonding poorly with the old snowpack in particular on shady slopes and generally at elevated altitudes. The new snow and wind slabs are lying on the quite favourable surface of an old snowpack on sunny slopes at intermediate altitudes.

In its middle, the snowpack is faceted and weak, especially on shady slopes.

Tendency

Fresh wind slabs are to be evaluated with care and prudence. As a consequence of rising temperatures, rain up to approximately 2000 m and the strong northwesterly wind, the snowpack can not consolidate.