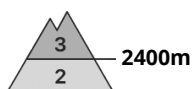




## Danger Level 3 - Considerable



**Tendency: Constant avalanche danger** →  
on Wednesday 16 02 2022

### New snow requires caution. Wind slabs are to be avoided.

As a consequence of new snow and a moderate to strong wind, easily released wind slabs will form in all aspects. The avalanche prone locations are to be found in particular in steep terrain above the tree line and in gullies and bowls, and behind abrupt changes in the terrain. Mostly avalanches are medium-sized. In very isolated cases dry avalanches can also be triggered in the old snowpack, especially on very steep shady slopes at transitions from a shallow to a deep snowpack, this applies in particular in case of a large load.

### Snowpack

#### Danger patterns

dp.6: cold, loose snow and wind

Over a wide area 20 to 40 cm of snow will fall. The fresh wind slabs are bonding poorly with the old snowpack in particular on shady slopes. The new snow and wind slabs are lying on the quite favourable surface of an old snowpack on sunny slopes at intermediate altitudes.

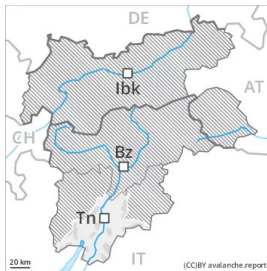
In its middle, the snowpack is faceted and weak, especially on shady slopes. Only a small amount of snow is lying for the time of year. Fresh wind slabs are to be evaluated with care and prudence.

### Tendency

Fresh wind slabs are to be evaluated with care and prudence.



## Danger Level 2 - Moderate



**Tendency: Constant avalanche danger** →

on Wednesday 16 02 2022

The new snow represents the main danger.

Over a wide area up to 30 cm of snow, and up to 40 cm in some localities, will fall until the early morning above approximately 800 m. This snow must be evaluated with care and prudence in particular on steep shady slopes above the tree line. In particular in the regions exposed to heavier precipitation individual small and medium-sized slab avalanches are to be expected as the snowfall becomes more intense. The new snow can be released by a single winter sport participant especially on shady slopes at high altitude. As a consequence of new snow and wind, wind slabs will form during the night in particular adjacent to ridgelines.

### Snowpack

#### Danger patterns

dp.6: cold, loose snow and wind

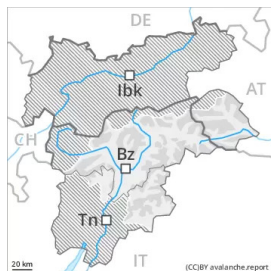
The new snow is lying on the unfavourable surface of an old snowpack on steep shady slopes at high altitude. The old snowpack consists of faceted crystals.

### Tendency

Fresh wind slabs are to be evaluated with care and prudence.



## Danger Level 2 - Moderate



**Tendency: Constant avalanche danger** →  
on Wednesday 16 02 2022

### Wind slabs are to be evaluated with care and prudence.

As a consequence of new snow and a moderate to strong wind, easily released wind slabs will form in all aspects. The avalanche prone locations are to be found in particular in steep terrain above the tree line and in gullies and bowls, and behind abrupt changes in the terrain. Mostly avalanches are medium-sized. In very isolated cases dry avalanches can also be triggered in the old snowpack, especially on very steep shady slopes at transitions from a shallow to a deep snowpack, this applies in particular in case of a large load.

### Snowpack

#### Danger patterns

dp.6: cold, loose snow and wind

Over a wide area 10 to 20 cm of snow, and even more in some localities, will fall. The fresh wind slabs are bonding poorly with the old snowpack in particular on shady slopes and generally at elevated altitudes. The new snow and wind slabs are lying on the quite favourable surface of an old snowpack on sunny slopes at intermediate altitudes.

In its middle, the snowpack is faceted and weak, especially on shady slopes. Only a small amount of snow is lying for the time of year.

### Tendency

Fresh wind slabs are to be evaluated with care and prudence.