



Danger Level 3 - Considerable



Tendency: Constant avalanche danger →
on Friday 18 02 2022

Wind slabs and weakly bonded old snow represent the main danger.

Distinct weak layers in the old snowpack can still be released by individual winter sport participants in particular on west, north and east facing slopes. This applies in particular above the tree line, and below approximately 2600 m, in isolated cases also on steep sunny slopes at elevated altitudes. Caution is to be exercised in particular at transitions from a shallow to a deep snowpack, when entering gullies and bowls for example. Avalanches can reach large size. Remotely triggered avalanches are possible in isolated cases. As a consequence of a storm force to violent wind from westerly directions, further wind slabs will form. The avalanche prone locations are to be found in particular on steep shady slopes above the tree line and in gullies and bowls, and behind abrupt changes in the terrain. Avalanches can in some cases penetrate deep layers and reach large size.

As a consequence of warming more gliding avalanches and snow slides are possible below approximately 2000 m.

Snowpack

Danger patterns

dp.7: snow-poor zones in snow-rich surrounding

dp.6: cold, loose snow and wind

Faceted weak layers exist in the centre of the snowpack, especially on west, north and east facing slopes above the tree line, and below approximately 2600 m, in isolated cases also on sunny slopes at elevated altitudes. Whumpfung sounds and the formation of shooting cracks when stepping on the snowpack serve as an alarm indicating the danger.

In some cases the various wind slabs have bonded still only poorly together. The wind slabs are bonding poorly with the old snowpack in particular on shady slopes.

Tendency

Distinct weak layers in the old snowpack necessitate defensive route selection. As a consequence of mild temperatures and solar radiation the snow drift accumulations will stabilise during the next few days.



Danger Level 3 - Considerable



Tendency: Constant avalanche danger →
on Friday 18 02 2022

Fresh wind slabs are to be evaluated with care and prudence. Weak layers in the old snowpack necessitate caution.

As a consequence of a strong wind, easily released wind slabs will form in all aspects. These are to be bypassed as far as possible. The avalanche prone locations are to be found in particular in steep terrain above the tree line and in gullies and bowls, and behind abrupt changes in the terrain. Avalanches can in very isolated cases penetrate deep layers and reach large size in isolated cases.

Avalanches can be released in the weakly bonded old snow, even by small loads in isolated cases. The avalanche prone locations are to be found in particular on steep shady slopes above the tree line. They are rather rare but are difficult to recognise. Caution is to be exercised at transitions from a shallow to a deep snowpack.

In particular on extremely steep sunny slopes small to medium-sized loose snow avalanches are to be expected as a consequence of warming during the day and solar radiation.

Snowpack

Danger patterns

dp.6: cold, loose snow and wind

dp.7: snow-poor zones in snow-rich surrounding

Over a wide area 10 to 20 cm of snow has fallen. The storm force wind will transport the fresh and old snow significantly. The fresh wind slabs are bonding poorly with the old snowpack in particular on shady slopes and generally at elevated altitudes. In some cases the various wind slabs have bonded still only poorly together.

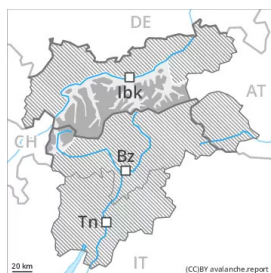
In its middle, the snowpack is faceted and weak, especially on shady slopes.

Tendency

Fresh wind slabs are to be evaluated with care and prudence. As a consequence of mild temperatures and solar radiation the snow drift accumulations will stabilise during the next few days.



Danger Level 3 - Considerable



Tendency: Constant avalanche danger →
on Friday 18 02 2022

Distinct weak layers in the old snowpack are treacherous. Fresh wind slabs are to be evaluated with care and prudence.

Distinct weak layers in the old snowpack can still be released by individual winter sport participants in particular on west, north and east facing slopes. This applies in particular above the tree line, and below approximately 2600 m, in isolated cases also on steep sunny slopes at elevated altitudes. Caution is to be exercised in particular at transitions from a shallow to a deep snowpack, when entering gullies and bowls for example. Avalanches can reach large size. Remotely triggered avalanches are possible in isolated cases.

Over a wide area avalanche prone wind slabs will form. These are to be bypassed as far as possible. The avalanche prone locations are to be found in particular on steep shady slopes above the tree line and adjacent to ridgelines and in gullies and bowls in all aspects. Avalanches can in isolated cases penetrate deep layers.

In particular on extremely steep sunny slopes mostly small loose snow avalanches are possible as a consequence of warming during the day and solar radiation. In addition a latent danger of gliding avalanches exists.

Snowpack

Danger patterns

dp.7: snow-poor zones in snow-rich surrounding

dp.6: cold, loose snow and wind

Faceted weak layers exist in the centre of the snowpack, especially on west, north and east facing slopes above the tree line, and below approximately 2600 m, in isolated cases also on sunny slopes at elevated altitudes. Whumpfung sounds and the formation of shooting cracks when stepping on the snowpack serve as an alarm indicating the danger.

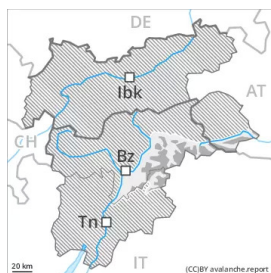
The storm force wind will transport the fresh and old snow significantly. The fresh and older wind slabs are poorly bonded with the old snowpack in particular on shady slopes and generally at elevated altitudes.

Tendency

Distinct weak layers in the old snowpack necessitate defensive route selection. As a consequence of mild temperatures and solar radiation the snow drift accumulations will stabilise during the next few days.



Danger Level 3 - Considerable



Tendency: Constant avalanche danger →
on Friday 18 02 2022

Wind slabs are to be evaluated with care and prudence.

As a consequence of a storm force wind, extensive wind slabs will form on Thursday in all aspects. The avalanche prone locations are to be found in particular in steep terrain above the tree line and in gullies and bowls, and behind abrupt changes in the terrain. Even single persons can release avalanches easily, including medium-sized ones.

In very isolated cases dry avalanches can also be triggered in the old snowpack, especially on very steep shady slopes at transitions from a shallow to a deep snowpack, this applies in particular in case of a large load.

In particular on extremely steep sunny slopes small to medium-sized loose snow avalanches are to be expected as a consequence of warming during the day and solar radiation.

Snowpack

Danger patterns

dp.6: cold, loose snow and wind

Over a wide area 20 to 40 cm of snow has fallen. The storm force wind will transport the fresh and old snow significantly. The fresh wind slabs are bonding poorly with the old snowpack in particular on shady slopes and generally at elevated altitudes. In some cases the various wind slabs have bonded still only poorly together.

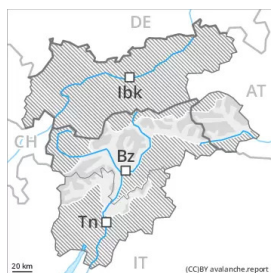
The old snowpack consists of faceted crystals, especially on shady slopes. Only a small amount of snow is lying for the time of year.

Tendency

Fresh wind slabs are to be evaluated with care and prudence. As a consequence of mild temperatures and solar radiation the snow drift accumulations will stabilise during the next few days.



Danger Level 2 - Moderate



Tendency: Constant avalanche danger →
on Friday 18 02 2022

Wind slabs are to be evaluated with care and prudence.

As a consequence of a storm force wind, easily released wind slabs will form on Thursday in all aspects. These are to be bypassed as far as possible. The avalanche prone locations are to be found in particular in steep terrain above the tree line and in gullies and bowls, and behind abrupt changes in the terrain. Avalanches can reach medium size in isolated cases. In the south and in the southeast the avalanche prone locations are more prevalent and larger.

In very isolated cases dry avalanches can also be triggered in the old snowpack, especially on very steep shady slopes at transitions from a shallow to a deep snowpack, this applies in particular in case of a large load.

In particular on extremely steep sunny slopes small to medium-sized loose snow avalanches are to be expected as a consequence of warming during the day and solar radiation.

Snowpack

Danger patterns

dp.6: cold, loose snow and wind

Over a wide area 15 to 30 cm of snow has fallen. The storm force wind will transport the fresh and old snow significantly. The fresh wind slabs are bonding poorly with the old snowpack in particular on shady slopes and generally at elevated altitudes. In some cases the various wind slabs have bonded still only poorly together.

The old snowpack consists of faceted crystals, especially on shady slopes. Only a small amount of snow is lying for the time of year.

Tendency

Fresh wind slabs are to be evaluated with care and prudence. As a consequence of mild temperatures and solar radiation the snow drift accumulations will stabilise during the next few days.