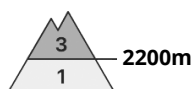




## Danger Level 3 - Considerable



**Tendency: Decreasing avalanche danger**  
on Saturday 19 02 2022



### Wind slabs are to be evaluated with care and prudence.

As a consequence of a storm force wind, extensive wind slabs formed in all aspects. The avalanche prone locations are to be found in particular in steep terrain above approximately 2200 m and adjacent to ridgelines and in gullies and bowls. Even single persons can release avalanches easily, including medium-sized ones.

In very isolated cases dry avalanches can also be triggered in the old snowpack, especially on very steep shady slopes at transitions from a shallow to a deep snowpack, this applies in particular in case of a large load.

In particular on extremely steep sunny slopes small to medium-sized loose snow avalanches are to be expected as a consequence of warming during the day and solar radiation.

### Snowpack

#### Danger patterns

dp.6: cold, loose snow and wind

The storm force wind has transported the fresh and old snow significantly. The fresh wind slabs are bonding poorly with the old snowpack in particular on shady slopes and generally at elevated altitudes. In some cases the various wind slabs have bonded still only poorly together.

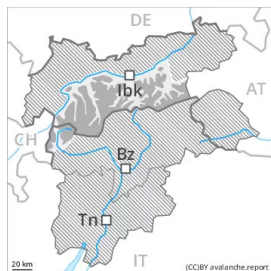
The old snowpack consists of faceted crystals, especially on shady slopes.

Sunshine and high temperatures will give rise as the day progresses to increasing moistening of the snowpack.

### Tendency

Fresh wind slabs are to be evaluated with care and prudence. As a consequence of mild temperatures and solar radiation the snow drift accumulations will stabilise during the next few days.

## Danger Level 3 - Considerable



**Tendency: Constant avalanche danger** →  
on Saturday 19 02 2022

Distinct weak layers in the old snowpack are treacherous. Fresh wind slabs are to be evaluated with care and prudence.

Distinct weak layers in the old snowpack can still be released by individual winter sport participants in particular on west, north and east facing slopes. This applies in particular above the tree line, and below approximately 2600 m, in isolated cases also on steep sunny slopes at elevated altitudes. Caution is to be exercised in particular at transitions from a shallow to a deep snowpack, when entering gullies and bowls for example. Avalanches can reach large size. Remotely triggered avalanches are possible in isolated cases.

Over a wide area avalanche prone wind slabs will form. These are to be bypassed as far as possible. The avalanche prone locations are to be found in particular on steep shady slopes above approximately 2200 m and adjacent to ridgelines and in gullies and bowls in all aspects. Avalanches can in isolated cases penetrate deep layers.

In particular on extremely steep sunny slopes mostly small loose snow avalanches are possible as a consequence of warming during the day and solar radiation. In addition a latent danger of gliding avalanches exists.

## Snowpack

### Danger patterns

dp.7: snow-poor zones in snow-rich surrounding

dp.6: cold, loose snow and wind

Faceted weak layers exist in the centre of the snowpack, especially on west, north and east facing slopes above the tree line, and below approximately 2600 m, in isolated cases also on sunny slopes at elevated altitudes. Whumpfung sounds and the formation of shooting cracks when stepping on the snowpack serve as an alarm indicating the danger.

The strong wind will transport the fresh and old snow. The fresh and older wind slabs are poorly bonded with the old snowpack in particular on shady slopes and generally at elevated altitudes.

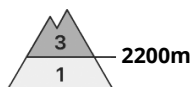
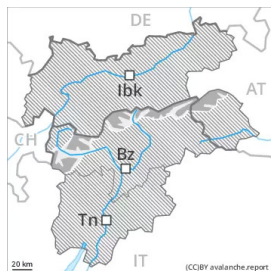
The rain gave rise to significant moistening of the snowpack over a wide area below approximately 2200 m. As a consequence of mild temperatures and partly cloudy skies the snowpack can not consolidate.

## Tendency

Distinct weak layers in the old snowpack necessitate defensive route selection.



## Danger Level 3 - Considerable



**Tendency: Decreasing avalanche danger**  
on Saturday 19 02 2022



Fresh wind slabs are to be evaluated with care and prudence. Weak layers in the old snowpack necessitate caution.

As a consequence of a strong wind, easily released wind slabs will form in all aspects. These are to be bypassed as far as possible. The avalanche prone locations are to be found in particular in steep terrain above approximately 2200 m and adjacent to ridgelines and in gullies and bowls. Avalanches can in very isolated cases penetrate deep layers.

Avalanches can be released in the weakly bonded old snow, even by small loads in isolated cases. The avalanche prone locations are to be found in particular on steep shady slopes above approximately 2200 m. They are rather rare but are difficult to recognise. Caution is to be exercised at transitions from a shallow to a deep snowpack.

In particular on extremely steep sunny slopes small to medium-sized loose snow avalanches are to be expected as a consequence of warming during the day and solar radiation.

## Snowpack

### Danger patterns

dp.6: cold, loose snow and wind

dp.7: snow-poor zones in snow-rich surrounding

The strong wind will transport the fresh and old snow significantly. The fresh wind slabs are bonding poorly with the old snowpack in particular on shady slopes and generally at elevated altitudes. In some cases the various wind slabs have bonded still only poorly together.

In its middle, the snowpack is faceted and weak, especially on shady slopes.

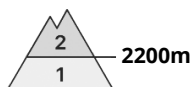
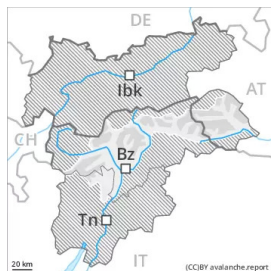
Sunshine and high temperatures will give rise as the day progresses to gradual moistening of the snowpack.

## Tendency

Fresh wind slabs are to be evaluated with care and prudence. As a consequence of mild temperatures and solar radiation the snow drift accumulations will stabilise during the next few days.



## Danger Level 2 - Moderate



**Tendency: Constant avalanche danger** →  
on Saturday 19 02 2022

### Wind slabs are to be evaluated with care and prudence.

As a consequence of a strong wind, easily released wind slabs will form on Friday in all aspects. These are to be bypassed as far as possible. The avalanche prone locations are to be found in particular on steep shady slopes above approximately 2200 m and adjacent to ridgelines and in gullies and bowls. Avalanches can reach medium size in isolated cases.

In very isolated cases dry avalanches can also be triggered in the old snowpack, especially on very steep shady slopes at transitions from a shallow to a deep snowpack, this applies in particular in case of a large load.

In particular on extremely steep sunny slopes mostly small loose snow avalanches are to be expected as a consequence of warming during the day and solar radiation.

### Snowpack

#### Danger patterns

dp.6: cold, loose snow and wind

The storm force wind has transported the fresh and old snow significantly. The fresh wind slabs are bonding poorly with the old snowpack in particular on shady slopes and generally at elevated altitudes. In some cases the various wind slabs have bonded still only poorly together.

The old snowpack consists of faceted crystals, especially on shady slopes.

Sunshine and high temperatures will give rise as the day progresses to increasing moistening of the snowpack.

### Tendency

Fresh wind slabs are to be evaluated with care and prudence. As a consequence of mild temperatures and solar radiation the snow drift accumulations will stabilise during the next few days.