

Danger Level 3 - Considerable



Tendency: Increasing avalanche danger
on Monday 21 02 2022



Distinct weak layers in the old snowpack are treacherous. Fresh wind slabs are to be evaluated with care and prudence.

Distinct weak layers in the old snowpack can still be released by individual winter sport participants in particular on west, north and east facing slopes. This applies in particular above the tree line, and below approximately 2600 m. Caution is to be exercised in particular at transitions from a shallow to a deep snowpack, when entering gullies and bowls for example. Avalanches can reach large size.

As a consequence of a strong wind, sometimes easily released wind slabs formed in the last few days. The clearly visible wind slabs are in some cases still prone to triggering in particular on northwest to north to east facing aspects. These are to be bypassed as far as possible. The avalanche prone locations are to be found in particular on very steep shady slopes above approximately 2200 m.

In addition a latent danger of gliding avalanches exists.

Snowpack

Danger patterns

dp.7: snow-poor zones in snow-rich surrounding

dp.6: cold, loose snow and wind

Faceted weak layers exist in the centre of the snowpack, especially on west, north and east facing slopes above the tree line, and below approximately 2600 m.

The strong wind has transported the fresh and old snow. The fresh and older wind slabs are poorly bonded with the old snowpack in particular on shady slopes and generally at elevated altitudes.

The rain gave rise on Thursday to significant moistening of the snowpack over a wide area below approximately 2400 m. As a consequence of falling temperatures a crust formed on the surface.

Tendency

On Monday as a consequence of new snow and strong wind there will be an increase in the avalanche danger.

Danger Level 2 - Moderate



Tendency: Increasing avalanche danger
on Monday 21 02 2022



Wind slabs and weakly bonded old snow represent the main danger.

Distinct weak layers in the old snowpack can be released by large additional loads in particular on west, north and east facing slopes. This applies in particular above the tree line, and below approximately 2600 m, in isolated cases also on steep sunny slopes at elevated altitudes. Caution is to be exercised in particular at transitions from a shallow to a deep snowpack, when entering gullies and bowls for example. Avalanches can reach large size.

As a consequence of new snow and a strong to storm force wind from westerly directions, further wind slabs formed. The avalanche prone locations are to be found in particular on steep shady slopes above approximately 2200 m and in gullies and bowls, and behind abrupt changes in the terrain.

More frequent gliding avalanches are to be expected below approximately 2400 m. Caution is to be exercised in areas with glide cracks.

Snowpack

Danger patterns

dp.7: snow-poor zones in snow-rich surrounding

dp.6: cold, loose snow and wind

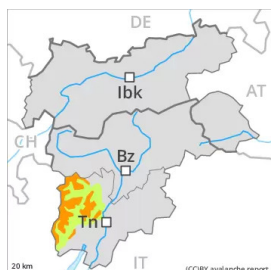
Faceted weak layers exist in the centre of the snowpack, especially on west, north and east facing slopes above the tree line, and below approximately 2600 m, in isolated cases also on sunny slopes at elevated altitudes.

The fresh and older wind slabs are bonding poorly with the old snowpack in particular on shady slopes. The rain gave rise to significant moistening of the snowpack over a wide area below approximately 2400 m. As a consequence of falling temperatures a crust formed on the surface.

Tendency

Gradual increase in avalanche danger as a consequence of new snow and strong wind.

Danger Level 3 - Considerable



Tendency: Constant avalanche danger →

on Monday 21 02 2022

Wind slabs are to be evaluated with care and prudence.

As a consequence of a moderate to strong wind, extensive wind slabs formed in particular adjacent to ridgelines in all aspects. The avalanche prone locations are to be found in particular in steep terrain above the tree line and in gullies and bowls, and behind abrupt changes in the terrain. Even single persons can release avalanches easily, including medium-sized ones.

In some places dry avalanches can also be triggered in the old snowpack, especially on very steep shady slopes at transitions from a shallow to a deep snowpack.

Weak layers in the old snowpack necessitate defensive route selection. Isolated whumpfung sounds can indicate the danger.

Snowpack

Danger patterns

dp.6: cold, loose snow and wind

The storm force wind has transported the fresh and old snow significantly. The fresh wind slabs are poorly bonded with the old snowpack in particular on shady slopes and generally at elevated altitudes. In some cases the various wind slabs have bonded still only poorly together.

The old snowpack consists of faceted crystals, especially on shady slopes. Only a small amount of snow is lying for the time of year.

Tendency

Wind slabs are to be evaluated with care and prudence. Weak layers in the old snowpack necessitate defensive route selection.



Danger Level 2 - Moderate



Tendency: Constant avalanche danger →
on Monday 21 02 2022

Wind slabs and wet snow represent the main danger.

The somewhat older wind slabs have bonded well with the old snowpack in particular on south to southeast to east facing aspects. Small and medium-sized avalanches are possible on steep shady slopes. On wind-loaded slopes and in gullies and bowls, and behind abrupt changes in the terrain the likelihood of avalanches is higher.

In the afternoon, individual gliding avalanches are possible.

Snowpack

Danger patterns

dp.6: cold, loose snow and wind

Only a small amount of snow is lying for the time of year. The sometimes strong wind has transported the loosely bonded old snow.

The old snowpack consists of faceted crystals, in particular on shady slopes.

Tendency

Wind slabs are to be evaluated with care and prudence.

Danger Level 2 - Moderate



Tendency: Increasing avalanche danger
on Monday 21 02 2022



Distinct weak layers in the old snowpack are difficult to recognise. Fresh wind slabs are to be evaluated with care and prudence.

Distinct weak layers in the old snowpack can be released by large additional loads in particular on west, north and east facing slopes. This applies in particular above the tree line, and below approximately 2600 m. Caution is to be exercised in particular at transitions from a shallow to a deep snowpack, when entering gullies and bowls for example. Avalanches can reach large size.

In addition, avalanche prone wind slabs formed. These are to be bypassed as far as possible. The avalanche prone locations are to be found in particular on steep shady slopes above approximately 2200 m and adjacent to ridgelines and in pass areas.

In addition a latent danger of gliding avalanches exists, especially on steep grassy slopes.

Snowpack

Danger patterns

dp.7: snow-poor zones in snow-rich surrounding

dp.6: cold, loose snow and wind

Faceted weak layers exist in the centre of the snowpack, especially on west, north and east facing slopes above the tree line, and below approximately 2600 m.

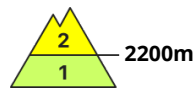
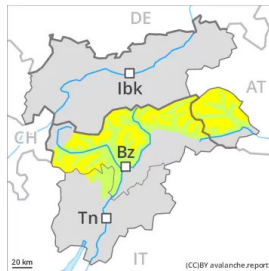
The strong wind has transported the fresh and old snow. The fresh and older wind slabs are poorly bonded with the old snowpack in particular on shady slopes and generally at elevated altitudes.

The rain gave rise to significant moistening of the snowpack over a wide area below approximately 2400 m. As a consequence of falling temperatures a crust formed on the surface.

Tendency

As a consequence of new snow and strong wind there will be a gradual increase in the avalanche danger.

Danger Level 2 - Moderate



Tendency: Increasing avalanche danger
on Monday 21 02 2022



Fresh wind slabs are to be evaluated with care and prudence. Weak layers in the old snowpack necessitate caution.

As a consequence of a strong wind, sometimes easily released wind slabs formed in the last few days. The clearly visible wind slabs are in some cases still prone to triggering in particular on northwest to north to east facing aspects. They are to be bypassed as far as possible. The avalanche prone locations are to be found in particular on very steep shady slopes above approximately 2200 m and adjacent to ridgelines and in gullies and bowls. At elevated altitudes such avalanche prone locations are more prevalent and larger. Avalanches can reach medium size.

In very isolated cases dry avalanches can also be triggered in the old snowpack, especially on very steep shady slopes at transitions from a shallow to a deep snowpack, this applies in particular in case of a large load, caution is to be exercised in particular in little used terrain, as well as in areas where the snow cover is rather shallow, especially in the north and in the northwest.

Snowpack

Danger patterns

dp.6: cold, loose snow and wind

dp.7: snow-poor zones in snow-rich surrounding

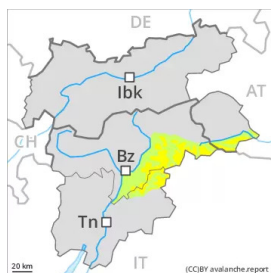
The strong wind has transported the fresh and old snow. The fresh and older wind slabs are bonding only slowly with the old snowpack in particular on shady slopes at elevated altitudes. They are mostly rather small but in some cases prone to triggering.

In its middle, the snowpack is faceted and weak. This applies on shady slopes above approximately 2200 m. The high temperatures on Friday gave rise to significant moistening of the snowpack. This applies on steep sunny slopes in all altitude zones, as well as in all aspects at low and intermediate altitudes. As a consequence of low temperatures a crust formed on the surface.

Tendency

On Monday as a consequence of new snow and strong wind there will be a gradual increase in the avalanche danger. This applies in particular on the Main Alpine Ridge and in Sand in Taufers.

Danger Level 2 - Moderate



Tendency: Constant avalanche danger →
on Monday 21 02 2022

Wind slabs are to be evaluated with care and prudence.

As a consequence of a storm force wind, extensive wind slabs formed in the last few days in all aspects. These are in some cases still prone to triggering in particular on steep northwest, north and east facing slopes. The avalanche prone locations are to be found in particular in steep terrain above approximately 2200 m and adjacent to ridgelines and in gullies and bowls. The prevalence of these avalanche prone locations will increase with altitude. Single persons can release avalanches in some places, including medium-sized ones. The fresh wind slabs are to be bypassed in particular in very steep terrain.

Snowpack

Danger patterns

dp.6: cold, loose snow and wind

The storm force wind has transported the fresh and old snow significantly. Above approximately 2200 m snow depths vary greatly, depending on the influence of the wind. The fresh wind slabs are bonding poorly with the old snowpack in particular on shady slopes and generally at elevated altitudes. In some cases the various wind slabs have bonded still only poorly together.

The old snowpack consists of faceted crystals, especially on shady slopes.

Steep sunny slopes as well as low and intermediate altitudes: The snowpack is moist. As a consequence of falling temperatures a crust will form on the surface.

Tendency

As a consequence of new snow and a strong wind, further wind slabs will form.

Danger Level 2 - Moderate



Tendency: Constant avalanche danger →
on Monday 21 02 2022

Wind slabs are to be evaluated with care and prudence.

As a consequence of a strong wind, easily released wind slabs formed in the last few days in all aspects. These are to be bypassed as far as possible. The avalanche prone locations are to be found in particular on steep shady slopes above approximately 2200 m and adjacent to ridgelines and in gullies and bowls above approximately 1800 m. Avalanches can reach medium size in isolated cases.

In very isolated cases dry avalanches can also be triggered in the old snowpack, especially on very steep shady slopes at transitions from a shallow to a deep snowpack, this applies in particular in case of a large load.

Snowpack

Danger patterns

dp.6: cold, loose snow and wind

The storm force wind has transported the fresh and old snow significantly. The fresh wind slabs remain prone to triggering in particular on shady slopes and generally at elevated altitudes. In some cases the various wind slabs have bonded still only poorly together.

The old snowpack consists of faceted crystals, especially on shady slopes.

Tendency

Wind slabs are to be evaluated with care and prudence.