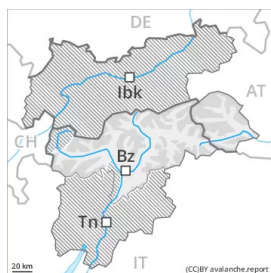




Danger Level 2 - Moderate



Tendency: Constant avalanche danger →
on Tuesday 01 03 2022

Wind slabs and weakly bonded old snow require caution.

The fresh wind slabs are in some cases prone to triggering. They can be released by a single winter sport participant especially on steep shady slopes above approximately 2200 m. The mostly small wind slabs are clearly recognisable to the trained eye. Caution is to be exercised in places that are protected from the wind, as well as in gullies and bowls, and behind abrupt changes in the terrain.

Avalanches can in very isolated cases be released in the old snowpack, in particular by large additional loads. Caution is to be exercised in particular at transitions from a shallow to a deep snowpack on extremely steep shady slopes at elevated altitudes. In the north such avalanche prone locations are a little more prevalent. Avalanches can reach medium size.

Snowpack

Danger patterns

dp.6: cold, loose snow and wind

dp.7: snow-poor zones in snow-rich surrounding

As a consequence of the occasionally strong wind, fresh snow drift accumulations formed. The fresh wind slabs are poorly bonded with the old snowpack especially on wind-protected shady slopes at elevated altitudes.

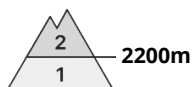
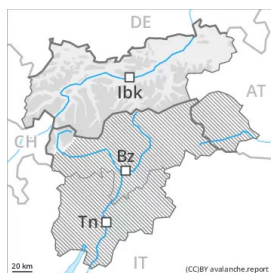
Faceted weak layers exist in the centre of the snowpack. The old snowpack will be prone to triggering in some places, especially in little used terrain on very steep shady slopes.

Tendency

The avalanche danger will decrease gradually. Avalanche prone locations are to be found in particular on steep, little used shady slopes.



Danger Level 2 - Moderate



Tendency: Constant avalanche danger →
on Tuesday 01 03 2022

Weakly bonded old snow. Fresh wind slabs.

Avalanches can in some places be released in the weakly bonded old snow, in particular by large additional loads. This applies especially on very steep west, north and east facing slopes between approximately 2200 and 2600 m in little used terrain. Individual avalanche prone locations are to be found also adjacent to ridgelines above approximately 2600 m. Caution is to be exercised in particular at transitions from a shallow to a deep snowpack, as well as in areas where the snow cover is rather shallow. Mostly avalanches are medium-sized.

In addition the fresh wind slabs at elevated altitudes are prone to triggering in some cases. They can be released by a single winter sport participant especially on steep shady slopes above approximately 2200 m. Caution is to be exercised in gullies and bowls, and behind abrupt changes in the terrain, also adjacent to ridgelines in all aspects in high Alpine regions. They are easy to recognise.

Snowpack

Danger patterns

dp.7: snow-poor zones in snow-rich surrounding

dp.6: cold, loose snow and wind

In its middle, the snowpack is faceted and weak, especially on shady slopes between approximately 2200 and 2600 m, but in isolated cases also in areas where the snow cover is rather shallow adjacent to ridgelines above approximately 2600 m. Along the border with Switzerland and in the Schober Mountains the snowpack is more prone to triggering.

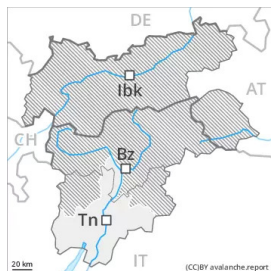
As a consequence of the occasionally strong wind, fresh snow drift accumulations formed. These are poorly bonded with the old snowpack especially on wind-protected shady slopes and in high Alpine regions. They are mostly small.

Tendency

The avalanche danger will decrease gradually.



Danger Level 1 - Low



Tendency: Constant avalanche danger →
on Tuesday 01 03 2022

The snowpack will be in most cases stable. Over a wide area only a little snow is lying.

The fresh and older wind slabs are mostly small and can only be released in isolated cases. Individual avalanche prone locations are to be found in particular on extreme shady slopes above approximately 2200 m. In the other regions the snowpack is well bonded. In steep terrain there is a danger of falling on the hard snow surface.

Snowpack

Less snow than usual is lying. Below the tree line from a snow sport perspective, insufficient snow is lying. The snowpack is largely stable and its surface has a resilient melt-freeze crust.

Tendency

Little snow will fall until Tuesday in some regions. The avalanche danger will persist.