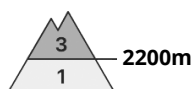


## Danger Level 3 - Considerable



**Tendency: Constant avalanche danger** →  
on Friday 30 12 2022



Persistent weak layer



Snowpack stability: **poor**  
Frequency: **some**  
Avalanche size: **large**



Wind slab



Snowpack stability: **fair**  
Frequency: **few**  
Avalanche size: **small**

### Weak layers in the old snowpack necessitate caution.

In some places avalanches can be triggered in the weakly bonded old snow. The avalanche prone locations are to be found in particular on steep west to north to east facing slopes above approximately 2200 m, this also applies on steep sunny slopes at elevated altitudes. Caution is to be exercised at transitions from a shallow to a deep snowpack. Avalanches can in isolated cases reach large size.

The mostly small wind slabs of the last few days are to be evaluated with care and prudence in particular on very steep shady slopes, especially adjacent to ridgelines and in pass areas at elevated altitudes.

Only isolated gliding avalanches and moist snow slides are possible, but they will be mostly small.

### Snowpack

#### Danger patterns

dp.1: deep persistent weak layer

Towards its base, the snowpack is faceted, especially on steep west, north and east facing slopes above approximately 2200 m, as well as on steep sunny slopes at elevated altitudes.

The fresh wind slabs are lying on weak layers in particular on shady slopes at elevated altitudes.

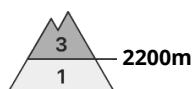
Towards its surface, the snowpack is hard and its surface has a melt-freeze crust that is not capable of bearing a load. This applies in particular in the south on steep sunny slopes below approximately 2600 m.

### Tendency

Weakly bonded old snow requires caution.



## Danger Level 3 - Considerable



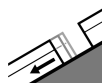
**Tendency: Constant avalanche danger** →  
 on Friday 30 12 2022



Persistent weak layer



Snowpack stability: **poor**  
 Frequency: **some**  
 Avalanche size: **large**



Gliding snow



Snowpack stability: **very poor**  
 Frequency: **few**  
 Avalanche size: **small**

### Released avalanches and stability tests confirm a sometimes precarious avalanche situation in the west.

The snow sport conditions outside marked and open pistes remain to some extent precarious. Single winter sport participants can release avalanches as before. The avalanche prone locations are to be found in particular in west to north to east facing aspects above approximately 2200 m and on steep sunny slopes above approximately 2600 m. Avalanches can penetrate down to the ground and reach dangerously large size especially in the regions with a lot of snow. Caution is to be exercised in particular at transitions from a shallow to a deep snowpack, when entering gullies and bowls for example. The avalanche prone locations are difficult to recognise. Remotely triggered avalanches are possible in isolated cases. In the regions exposed to heavier precipitation this applies in particular in the west. Extensive experience in the assessment of avalanche danger is required. As a consequence of a moderate to strong wind from westerly directions, mostly small wind slabs will form in particular adjacent to ridgelines as well as at elevated altitudes.

In addition a certain danger of gliding avalanches and snow slides exists. This applies on steep grassy slopes below approximately 2400 m.

### Snowpack

**Danger patterns**

dp.1: deep persistent weak layer

The wind will be moderate to strong in some cases. New snow and wind slabs are lying on a weakly bonded old snowpack. Towards its base, the snowpack is faceted and weak.

The old snowpack will be moist at low and intermediate altitudes.

### Tendency

Weakly bonded old snow is to be evaluated critically.



## Danger Level 2 - Moderate



**Tendency: Constant avalanche danger** →  
 on Friday 30 12 2022



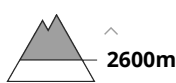
Persistent weak layer



Snowpack stability: **poor**  
 Frequency: **some**  
 Avalanche size: **medium**



Wind slab



Snowpack stability: **fair**  
 Frequency: **few**  
 Avalanche size: **small**

### Weak layers in the old snowpack necessitate caution.

In some places avalanches can be triggered in the weakly bonded old snow. The avalanche prone locations are to be found in particular on steep west to north to east facing slopes above approximately 2200 m, this also applies on steep sunny slopes at elevated altitudes. Caution is to be exercised at transitions from a shallow to a deep snowpack. Avalanches can in isolated cases reach medium size.

The mostly small wind slabs of the last few days are to be evaluated with care and prudence in particular on very steep shady slopes, especially adjacent to ridgelines and in pass areas at elevated altitudes.

In regions neighbouring those that are subject to danger level 3 (considerable) and in high Alpine regions the avalanche prone locations are more prevalent and the danger is slightly greater.

Only isolated gliding avalanches and moist snow slides are possible, but they will be mostly small.

### Snowpack

**Danger patterns**

dp.1: deep persistent weak layer

Towards its base, the snowpack is faceted, especially on steep west, north and east facing slopes above approximately 2200 m, as well as on steep sunny slopes at elevated altitudes.

The fresh wind slabs are lying on weak layers in particular on shady slopes at elevated altitudes.

Towards its surface, the snowpack is hard and its surface has a melt-freeze crust that is not capable of bearing a load. This applies in particular in the south on steep sunny slopes below approximately 2600 m.

### Tendency

Weakly bonded old snow requires caution.



## Danger Level 1 - Low



**Tendency: Constant avalanche danger** →  
on Friday 30 12 2022



Wind slab



Snowpack stability: **fair**

Frequency: **few**

Avalanche size: **small**

### Fresh wind slabs require caution.

As a consequence of a freshening wind from westerly directions, mostly small wind slabs will form adjacent to ridgelines.

Afternoon: As a consequence of solar radiation more small dry loose snow avalanches are possible. This applies on extremely steep sunny slopes.

## Snowpack

### Danger patterns

dp.6: cold, loose snow and wind

The fresh wind slabs are lying on soft layers in particular on steep shady slopes above approximately 2000 m.

The old snowpack will be moist. This applies in all aspects at low and intermediate altitudes.

A little snow is lying.

## Tendency

Fresh wind slabs require caution.



## Danger Level 1 - Low



**Tendency: Constant avalanche danger** →  
on Friday 30 12 2022

Low avalanche danger will prevail. Weakly bonded old snow is to be evaluated with care and prudence.

In isolated cases avalanches can be triggered in the weakly bonded old snow. The avalanche prone locations are to be found in particular on steep west to north to east facing slopes above approximately 2000 m. Mostly the avalanches are small.

Individual gliding avalanches and moist snow slides are possible, but they will be mostly small.

### Snowpack

A little snow is lying.

Towards its base, the snowpack is faceted, especially on steep west, north and east facing slopes above approximately 2000 m.

Towards its surface, the snowpack is hard and its surface has a melt-freeze crust that is not capable of bearing a load.