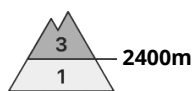




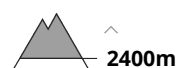
## Danger Level 3 - Considerable



**Tendency: Constant avalanche danger** →  
 on Monday 02 01 2023



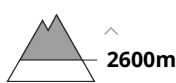
Persistent weak layer



Snowpack stability: **poor**  
 Frequency: **some**  
 Avalanche size: **large**



Wind slab



Snowpack stability: **poor**  
 Frequency: **some**  
 Avalanche size: **small**

### Released avalanches and stability tests confirm a sometimes unfavourable avalanche situation.

The snow sport conditions outside marked and open pistes remain to some extent unfavourable. Single winter sport participants can release avalanches as before. The avalanche prone locations are to be found in particular in west to north to east facing aspects above approximately 2400 m and on steep sunny slopes above approximately 2600 m. Avalanches can penetrate down to the ground and reach dangerously large size especially in the regions with a lot of snow. Caution is to be exercised in particular at transitions from a shallow to a deep snowpack, when entering gullies and bowls for example. The avalanche prone locations are difficult to recognise. Extensive experience in the assessment of avalanche danger is required. In addition the small wind slabs should be taken into account. This applies in particular on near-ridge shady slopes above approximately 2600 m. As a consequence of warming mostly small gliding avalanches and moist snow slides are possible below approximately 2400 m. This applies in particular on steep grassy slopes.

### Snowpack

**Danger patterns**

dp.1: deep persistent weak layer

dp.2: gliding snow

Relatively hard layers of snow are lying on a weakly bonded old snowpack. Towards its base, the snowpack is faceted and weak.

As a consequence of a sometimes strong wind, mostly small wind slabs will form in particular adjacent to ridgelines as well as at elevated altitudes. They will be deposited on soft layers on very steep shady slopes at elevated altitudes.

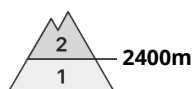
The snowpack will be moist at low and intermediate altitudes. The upper section of the snowpack is hard and its surface has a melt-freeze crust. This applies in particular on steep sunny slopes.

### Tendency

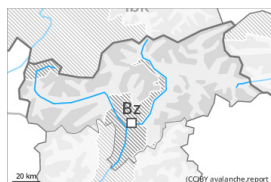
Weakly bonded old snow is to be evaluated with care and prudence.



## Danger Level 2 - Moderate



**Tendency: Constant avalanche danger** →  
 on Monday 02 01 2023



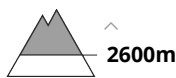
Persistent weak layer



Snowpack stability: **poor**  
 Frequency: **few**  
 Avalanche size: **medium**



Wind slab



Snowpack stability: **poor**  
 Frequency: **some**  
 Avalanche size: **small**

### Weakly bonded old snow is to be evaluated critically.

In some places avalanches can be triggered in the weakly bonded old snow and reach medium size in isolated cases. The avalanche prone locations are to be found in particular on steep west to north to east facing slopes above approximately 2400 m and on steep sunny slopes above approximately 2600 m. Caution is to be exercised at transitions from a shallow to a deep snowpack.

The fresh and somewhat older wind slabs are to be evaluated with care and prudence, in particular adjacent to ridgelines and in pass areas on very steep shady slopes above approximately 2600 m. The prevalence of the avalanche prone locations will increase with altitude.

As a consequence of warming during the day and solar radiation gliding avalanches and moist snow slides are possible.

### Snowpack

**Danger patterns**

dp.1: deep persistent weak layer

Towards its base, the snowpack is faceted, especially on steep west, north and east facing slopes above approximately 2400 m, as well as on steep sunny slopes at elevated altitudes.

As a consequence of a sometimes strong wind, mostly small wind slabs will form in particular adjacent to ridgelines. The clearly visible wind slabs are lying on weak layers in particular on shady slopes at elevated altitudes.

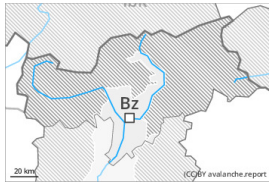
Towards its surface, the snowpack is hard and its surface has a melt-freeze crust. This applies in particular on steep sunny slopes. The snowpack will be moist at low and intermediate altitudes.

### Tendency

Weakly bonded old snow requires caution.



## Danger Level 1 - Low



**Tendency: Constant avalanche danger** →  
on Monday 02 01 2023

Low avalanche danger will prevail. Weakly bonded old snow is to be evaluated with care and prudence.

In isolated cases avalanches can be triggered in the weakly bonded old snow. The avalanche prone locations are to be found in particular on steep west to north to east facing slopes above approximately 2000 m. As a consequence of warming during the day and solar radiation moist snow slides and avalanches are possible. Mostly the avalanches are small.

## Snowpack

A little snow is lying.

Towards its base, the snowpack is faceted, especially on steep west, north and east facing slopes above approximately 2000 m.

Towards its surface, the snowpack is hard and its surface has a melt-freeze crust that is not capable of bearing a load.