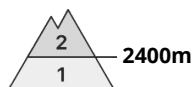
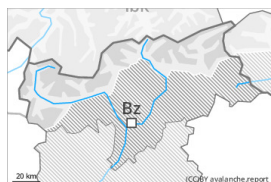




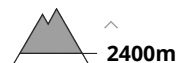
Danger Level 2 - Moderate



Tendency: Increasing avalanche danger 
 on Sunday 08 01 2023



Persistent weak layer



Snowpack stability: **poor**
 Frequency: **few**
 Avalanche size: **medium**



Wind slab



Snowpack stability: **poor**
 Frequency: **some**
 Avalanche size: **small**

Weakly bonded old snow above approximately 2400 m. Fresh wind slabs require caution.

In some places avalanches can be triggered in the weakly bonded old snow and reach medium size in isolated cases. The avalanche prone locations are to be found in particular on steep northwest to north to northeast facing slopes above approximately 2400 m. These places are rather rare but are difficult to recognise. The prevalence of the avalanche prone locations will increase with altitude. Caution is to be exercised at transitions from a shallow to a deep snowpack.

In addition the fresh wind slabs are prone to triggering in isolated cases still. They are to be avoided in particular on very steep shady slopes at elevated altitudes.

Snowpack

Danger patterns

dp.1: deep persistent weak layer

dp.6: cold, loose snow and wind

Towards its base, the snowpack is faceted, especially on steep shady slopes above approximately 2400 m, as well as on steep sunny slopes at elevated altitudes.

Fresh wind slabs are lying on soft layers in particular on shady slopes above approximately 2400 m. Sunshine and high temperatures will give rise as the day progresses to moistening of the snowpack.

Tendency

On Sunday it will be partly cloudy. Above approximately 1000 m snow will fall from the afternoon in particular in the south. The wind will be strong to storm force. The old snowpack remains prone to triggering in some places. During the first half of the night as a consequence of new snow and wind there will be only a slight increase in the avalanche danger.



Danger Level 1 - Low



Tendency: Increasing avalanche danger

on Sunday 08 01 2023



Low avalanche danger will prevail.

In very isolated cases avalanches can be triggered in the weakly bonded old snow. Such avalanche prone locations are to be found on extremely steep shady slopes above approximately 2400 m.

Wind slabs are mostly small and can only be released in isolated cases. Such avalanche prone locations are very rare and are clearly recognisable to the trained eye.

Mostly the avalanches are small.

Snowpack

Towards its base, the snowpack is faceted.

Fresh wind slabs are lying on soft layers on shady slopes above approximately 2400 m.

Sunshine and high temperatures will give rise as the day progresses to moistening of the snowpack.

Tendency

On Sunday it will be cloudy. Above approximately 1000 m snow will fall in the afternoon over a wide area.

The wind will be strong to storm force. In the afternoon as a consequence of new snow and wind there will be an increase in the avalanche danger.