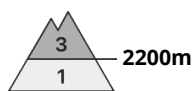




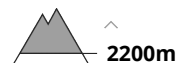
Danger Level 3 - Considerable



Tendency: Constant avalanche danger →
 on Tuesday 10 01 2023



Persistent weak layer



Snowpack stability: **poor**
 Frequency: **some**
 Avalanche size: **large**



Wind slab



Snowpack stability: **poor**
 Frequency: **some**
 Avalanche size: **medium**

As a consequence of new snow and stormy weather there will be an increase in the avalanche danger. Wind slabs and weakly bonded old snow require caution.

Avalanches can be triggered in the weakly bonded old snow and reach large size in isolated cases. The avalanche prone locations are to be found on steep shady slopes above approximately 2200 m and on steep sunny slopes above approximately 2600 m. These places are but are difficult to recognise. The prevalence of the avalanche prone locations will increase with altitude. Caution is to be exercised at transitions from a shallow to a deep snowpack.

As a consequence of new snow and a strong to storm force wind from variable directions, avalanche prone wind slabs will form in the course of the day. They are to be avoided. Caution is to be exercised in particular on very steep shady slopes, and adjacent to ridgelines.

Individual natural avalanches are possible as the day progresses. This applies in particular on extremely steep shady slopes at high altitudes and in high Alpine regions.

Snowpack

Danger patterns

dp.1: deep persistent weak layer

dp.6: cold, loose snow and wind

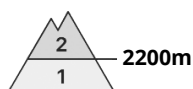
15 to 25 cm of snow, and even more in some localities, will fall. Over a wide area storm force wind. Faceted weak layers exist in the bottom section of the snowpack at elevated altitudes. Faceted weak layers exist in the top section of the snowpack especially on shady slopes. Fresh wind slabs are lying on soft layers at elevated altitudes. The snowpack will become increasingly prone to triggering.

Tendency

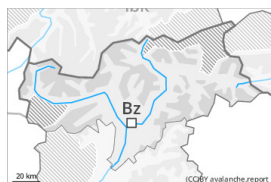
The avalanche danger will persist. Some snow will fall. The wind will be strong to storm force.



Danger Level 2 - Moderate



Tendency: Constant avalanche danger →
 on Tuesday 10 01 2023



Persistent weak layer



Snowpack stability: **poor**
 Frequency: **some**
 Avalanche size: **medium**



Wind slab



Snowpack stability: **poor**
 Frequency: **some**
 Avalanche size: **medium**

As a consequence of new snow and stormy weather there will be only a slight increase in the avalanche danger. Wind slabs and weakly bonded old snow require caution.

Avalanches can be triggered in the weakly bonded old snow and reach medium size. The avalanche prone locations are to be found on steep shady slopes above approximately 2200 m and on steep sunny slopes above approximately 2600 m. These places are but are difficult to recognise. The prevalence of the avalanche prone locations will increase with altitude. Caution is to be exercised at transitions from a shallow to a deep snowpack.

As a consequence of new snow and a strong to storm force wind from variable directions, avalanche prone wind slabs will form in the course of the day. They are to be avoided. Caution is to be exercised in particular on very steep shady slopes, and adjacent to ridgelines.

Individual natural avalanches are possible as the day progresses, but they will be mostly small. This applies in particular on extremely steep shady slopes at high altitudes and in high Alpine regions.

Snowpack

Danger patterns

dp.1: deep persistent weak layer

dp.6: cold, loose snow and wind

5 to 15 cm of snow, and even more in some localities, will fall. Over a wide area storm force wind.

Faceted weak layers exist in the bottom section of the snowpack at elevated altitudes. Faceted weak layers exist in the top section of the snowpack especially on shady slopes.

Fresh wind slabs are lying on soft layers at elevated altitudes.

The snowpack will become increasingly prone to triggering.

Tendency

The avalanche danger will persist. Some snow will fall. The wind will be strong to storm force.