



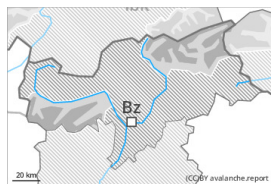
Danger Level 3 - Considerable



Treeline

Tendency: Constant avalanche danger →

on Thursday 12 01 2023



Persistent weak layer



Treeline

Snowpack stability: **poor**

Frequency: **some**

Avalanche size: **large**



Wind slab

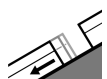


Treeline

Snowpack stability: **poor**

Frequency: **many**

Avalanche size: **medium**



Gliding snow



2400m

Snowpack stability: **very poor**

Frequency: **few**

Avalanche size: **medium**

Wind slabs and weakly bonded old snow represent the main danger.

Even single winter sport participants can release avalanches easily. Avalanches can be triggered in the weakly bonded old snow and reach large size in isolated cases. The avalanche prone locations are to be found on steep shady slopes above the tree line and on steep sunny slopes above approximately 2400 m. These places are difficult to recognise. The prevalence of the avalanche prone locations will increase with altitude. Caution is to be exercised at transitions from a shallow to a deep snowpack.

As a consequence of new snow and a strong to storm force wind from variable directions, avalanche prone wind slabs formed. These avalanche prone locations are to be found in particular adjacent to ridgelines and in gullies and bowls and on steep shady slopes. On wind-loaded slopes only isolated natural avalanches are possible.

As a consequence of warming during the day and solar radiation individual loose snow avalanches are possible as the day progresses. In addition small and, in isolated cases, medium-sized gliding avalanches are possible, in particular on steep grassy slopes at low and intermediate altitudes.

Snowpack

Danger patterns

dp.1: deep persistent weak layer

dp.6: cold, loose snow and wind

30 to 50 cm of snow, and even more in some localities, fell in the last two days. In particular in the northwest and in the north in some regions up to 10 cm of snow, and even more in some localities, will fall during the night. In the last few days the wind was strong to storm force over a wide area.

Faceted weak layers exist in the bottom section of the snowpack at elevated altitudes. Faceted weak layers exist in the top section of the snowpack especially on shady slopes.

Fresh wind slabs are lying on top of a weakly bonded old snowpack in all aspects at elevated altitudes.



Tendency

The avalanche danger will persist. The wind will be moderate to strong.



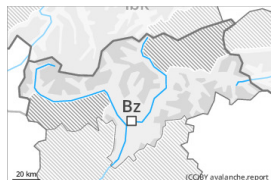
Danger Level 2 - Moderate



Treeline

Tendency: Constant avalanche danger →

on Thursday 12 01 2023

Persistent
weak layer

Treeline

Snowpack stability: **poor**Frequency: **some**Avalanche size: **medium**

Wind slab



Treeline

Snowpack stability: **poor**Frequency: **some**Avalanche size: **medium**

Wind slabs and weakly bonded old snow require caution.

Single winter sport participants can release avalanches in some places. These can penetrate even deep layers and reach medium size. The avalanche prone locations are to be found on steep shady slopes above the tree line and on steep sunny slopes above approximately 2600 m. These places are difficult to recognise. At elevated altitudes the avalanche prone locations are more prevalent and the danger is slightly greater. Caution is to be exercised at transitions from a shallow to a deep snowpack.

As a consequence of new snow and a strong to storm force wind from variable directions, avalanche prone wind slabs formed in the last two days. These avalanche prone locations are to be found in particular adjacent to ridgelines and in gullies and bowls and on steep shady slopes.

As a consequence of warming during the day and solar radiation individual loose snow avalanches are possible as the day progresses. In addition mostly small gliding avalanches are possible, in particular on steep grassy slopes at low and intermediate altitudes.

Snowpack

Danger patterns

dp.1: deep persistent weak layer

dp.6: cold, loose snow and wind

5 to 20 cm of snow, and even more in some localities, fell in the last two days. In particular on the Main Alpine Ridge and to the north 5 to 10 cm of snow, and even more in some localities, will fall during the night. Since Monday the wind has been strong to storm force over a wide area.

Faceted weak layers exist in the bottom section of the snowpack at elevated altitudes. Faceted weak layers exist in the top section of the snowpack especially on shady slopes.

Fresh wind slabs are lying on top of a weakly bonded old snowpack in all aspects.

Tendency

The avalanche danger will persist. Wind slabs and weakly bonded old snow require caution.