



Danger Level 3 - Considerable



Tendency: Constant avalanche danger →
 on Saturday 14 01 2023



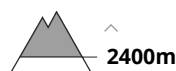
Persistent weak layer



Snowpack stability: **poor**
 Frequency: **some**
 Avalanche size: **large**



Wind slab



Snowpack stability: **fair**
 Frequency: **some**
 Avalanche size: **medium**

Weakly bonded old snow above approximately 2000 m. Fresh wind slabs require caution.

Single winter sport participants can release avalanches. These can penetrate even deep layers and reach medium size. The avalanche prone locations are to be found in all aspects above approximately 2000 m. These places are difficult to recognise. Between approximately 2000 and 2400 m the avalanche prone locations are more prevalent. Whumpfung and hissing sounds can indicate the danger. Large dry slab avalanches are possible in isolated cases. This applies in particular on very steep shady slopes in high Alpine regions. Caution is to be exercised at transitions from a shallow to a deep snowpack.

As a consequence of new snow and strong wind the wind slabs will increase in size once again. The avalanche prone locations are to be found in particular adjacent to ridgelines and in gullies and bowls and on steep shady slopes.

Snowpack

Danger patterns

dp.1: deep persistent weak layer

dp.6: cold, loose snow and wind

10 to 20 cm of snow, and even more in some localities, will fall on Friday. This applies in particular in the west. Over a wide area strong westerly wind.

Faceted weak layers exist in the bottom section of the snowpack at elevated altitudes. Faceted weak layers exist in the top section of the snowpack in all aspects. This applies especially between approximately 2000 and 2400 m.

Fresh wind slabs are lying on soft layers in particular on shady slopes at elevated altitudes.

The weather conditions gave rise to moistening of the snowpack below approximately 2000 m.

Tendency

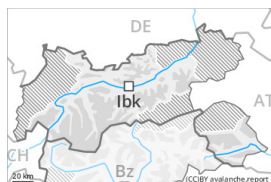
The avalanche danger will persist. Wind slabs and weakly bonded old snow require caution.



Danger Level 2 - Moderate



Tendency: Constant avalanche danger →
 on Saturday 14 01 2023



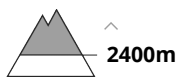
Persistent weak layer



Snowpack stability: **poor**
 Frequency: **some**
 Avalanche size: **medium**



Wind slab



Snowpack stability: **fair**
 Frequency: **some**
 Avalanche size: **medium**

Weakly bonded old snow above approximately 2000 m. Fresh wind slabs require caution.

Single winter sport participants can release avalanches. These can penetrate even deep layers and reach medium size. The avalanche prone locations are to be found in all aspects above approximately 2000 m. These places are difficult to recognise. Between approximately 2000 and 2400 m the avalanche prone locations are more prevalent. Whumpfung and hissing sounds can indicate the danger. Caution is to be exercised at transitions from a shallow to a deep snowpack.

As a consequence of new snow and strong wind the wind slabs will increase in size once again. The avalanche prone locations are to be found in particular adjacent to ridgelines and in gullies and bowls and on steep shady slopes.

Snowpack

Danger patterns

dp.1: deep persistent weak layer

dp.6: cold, loose snow and wind

5 to 10 cm of snow, and even more in some localities, will fall on Friday. Over a wide area strong westerly wind.

Faceted weak layers exist in the bottom section of the snowpack at elevated altitudes. Faceted weak layers exist in the top section of the snowpack in all aspects. This applies especially between approximately 2000 and 2400 m.

Fresh wind slabs are lying on soft layers in particular on shady slopes at elevated altitudes.

The weather conditions gave rise to moistening of the snowpack below approximately 2000 m.

Tendency

The avalanche danger will persist. Wind slabs and weakly bonded old snow require caution.



Danger Level 1 - Low



Tendency: Constant avalanche danger →
on Saturday 14 01 2023



Wind slab



2400m

Snowpack stability: **fair**

Frequency: **some**

Avalanche size: **small**

Fresh wind slabs require caution.

As a consequence of new snow and a strong wind, sometimes avalanche prone wind slabs will form at elevated altitudes. These avalanche prone locations are to be found in particular adjacent to ridgelines and in gullies and bowls and on steep shady slopes.

Snowpack

Danger patterns

dp.6: cold, loose snow and wind

5 to 10 cm of snow will fall on Friday. Over a wide area strong westerly wind.

Fresh wind slabs are lying on soft layers in particular on shady slopes at elevated altitudes.

The weather conditions gave rise to moistening of the snowpack below approximately 2000 m.

A little snow is lying.

Tendency

Fresh wind slabs require caution.