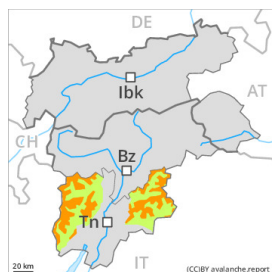


## Danger Level 3 - Considerable



**Tendency: Decreasing avalanche danger**  
 on Saturday 14 01 2023



Wind slab



Treeline

Snowpack stability: **very poor**

Frequency: **some**

Avalanche size: **large**



Persistent weak layer



Treeline

Snowpack stability: **poor**

Frequency: **few**

Avalanche size: **large**

As a consequence of new snow and wind a treacherous avalanche situation will still be encountered.

As a consequence of new snow and a strong northerly wind, avalanche prone wind slabs formed in the last few days in particular adjacent to ridgelines and in gullies and bowls. The avalanche prone locations are to be found in particular in steep terrain above the tree line. In all aspects avalanches can be released easily and reach quite a large size. The prevalence of the avalanche prone locations will increase with altitude. They are difficult to recognise.

More recent wind slabs are to be avoided in all aspects. Caution is to be exercised at transitions from a shallow to a deep snowpack.

### Snowpack

#### Danger patterns

dp.6: cold, loose snow and wind

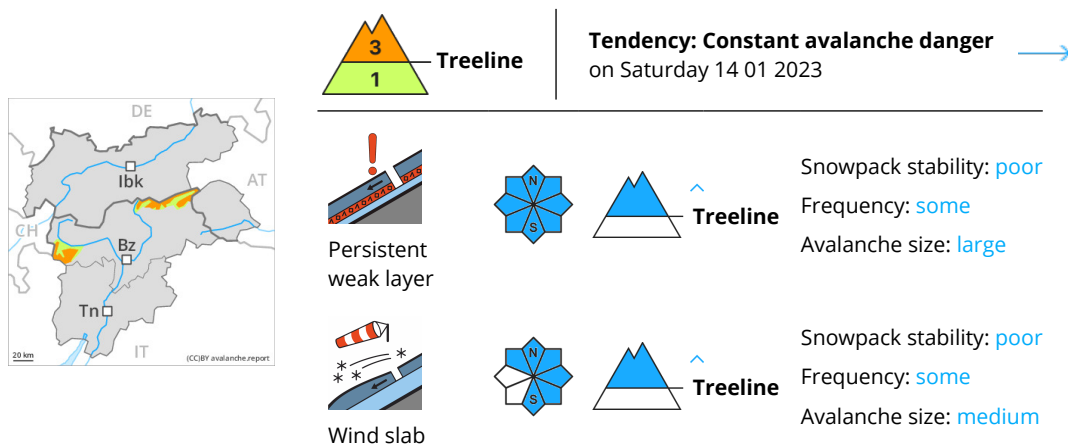
dp.1: deep persistent weak layer

The snowpack will be prone to triggering above the tree line. The more recent wind slabs are lying on the unfavourable surface of an old snowpack in all aspects at intermediate and high altitudes. Faceted weak layers exist in the bottom section of the snowpack in particular at elevated altitudes. Weak layers in the old snowpack can be released in isolated cases and mostly by large additional loads especially on steep, rather lightly snow-covered shady slopes.

### Tendency

The avalanche danger will decrease gradually.

## Danger Level 3 - Considerable



### Wind slabs and weakly bonded old snow represent the main danger.

Weak layers in the old snowpack can be released by individual winter sport participants. The avalanche prone locations are to be found on steep shady slopes above the tree line and on steep sunny slopes above approximately 2400 m. These places are difficult to recognise. Avalanches can be released in deep layers of the snowpack and reach large size in isolated cases. This applies in particular on very steep shady slopes in high Alpine regions. Caution is to be exercised at transitions from a shallow to a deep snowpack. The fresh and older wind slabs are in some cases prone to triggering. As a consequence of new snow and strong wind the wind slabs will increase in size moderately. These avalanche prone locations are to be found in particular adjacent to ridgelines and in gullies and bowls and on steep shady slopes. Their prevalence will increase with altitude.

On steep grassy slopes and at low and intermediate altitudes more gliding avalanches are possible, but they will be mostly small.

### Snowpack

**Danger patterns**

dp.1: deep persistent weak layer

dp.6: cold, loose snow and wind

Some snow will fall on Friday. The wind will be strong in some regions.

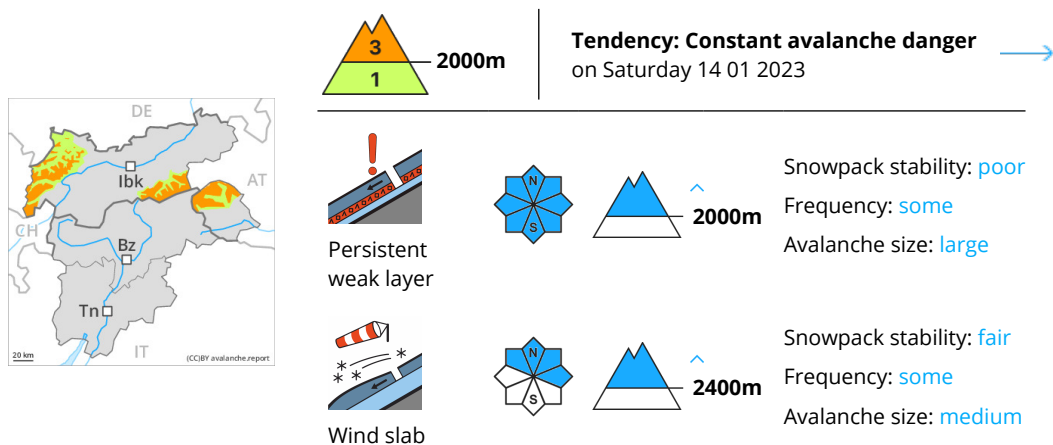
The snowpack will be subject to considerable local variations. Faceted weak layers exist in the bottom section of the snowpack at elevated altitudes. Faceted weak layers exist in the top section of the snowpack especially on shady slopes.

Fresh wind slabs are lying on soft layers in particular on shady slopes at elevated altitudes.

### Tendency

The avalanche danger will persist. The wind will be strong.

## Danger Level 3 - Considerable



Weakly bonded old snow above approximately 2000 m. Fresh wind slabs require caution.

Single winter sport participants can release avalanches. These can penetrate even deep layers and reach medium size. The avalanche prone locations are to be found in all aspects above approximately 2000 m. These places are difficult to recognise. Between approximately 2000 and 2400 m the avalanche prone locations are more prevalent. Whumpfung and hissing sounds can indicate the danger. Large dry slab avalanches are possible in isolated cases. This applies in particular on very steep shady slopes in high Alpine regions. Caution is to be exercised at transitions from a shallow to a deep snowpack. As a consequence of new snow and strong wind the wind slabs will increase in size once again. The avalanche prone locations are to be found in particular adjacent to ridgelines and in gullies and bowls and on steep shady slopes.

### Snowpack

**Danger patterns**

dp.1: deep persistent weak layer

dp.6: cold, loose snow and wind

10 to 20 cm of snow, and even more in some localities, will fall on Friday. This applies in particular in the west. Over a wide area strong westerly wind.

Faceted weak layers exist in the bottom section of the snowpack at elevated altitudes. Faceted weak layers exist in the top section of the snowpack in all aspects. This applies especially between approximately 2000 and 2400 m.

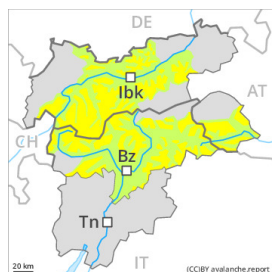
Fresh wind slabs are lying on soft layers in particular on shady slopes at elevated altitudes.

The weather conditions gave rise to moistening of the snowpack below approximately 2000 m.

### Tendency

The avalanche danger will persist. Wind slabs and weakly bonded old snow require caution.

## Danger Level 2 - Moderate



**Tendency: Constant avalanche danger** →  
 on Saturday 14 01 2023



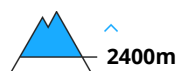
Persistent weak layer



Snowpack stability: **poor**  
 Frequency: **some**  
 Avalanche size: **medium**



Wind slab



Snowpack stability: **fair**  
 Frequency: **some**  
 Avalanche size: **medium**

Weakly bonded old snow above approximately 2000 m. Fresh wind slabs require caution.

Single winter sport participants can release avalanches. These can penetrate even deep layers and reach medium size. The avalanche prone locations are to be found in all aspects above approximately 2000 m. These places are difficult to recognise. Between approximately 2000 and 2400 m the avalanche prone locations are more prevalent. Whumpfung and hissing sounds can indicate the danger. Caution is to be exercised at transitions from a shallow to a deep snowpack.

As a consequence of new snow and strong wind the wind slabs will increase in size once again. The avalanche prone locations are to be found in particular adjacent to ridgelines and in gullies and bowls and on steep shady slopes.

### Snowpack

**Danger patterns**

dp.1: deep persistent weak layer

dp.6: cold, loose snow and wind

5 to 10 cm of snow, and even more in some localities, will fall on Friday. Over a wide area strong westerly wind.

Faceted weak layers exist in the bottom section of the snowpack at elevated altitudes. Faceted weak layers exist in the top section of the snowpack in all aspects. This applies especially between approximately 2000 and 2400 m.

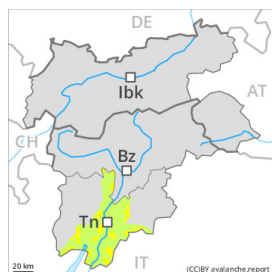
Fresh wind slabs are lying on soft layers in particular on shady slopes at elevated altitudes.

The weather conditions gave rise to moistening of the snowpack below approximately 2000 m.

### Tendency

The avalanche danger will persist. Wind slabs and weakly bonded old snow require caution.

## Danger Level 2 - Moderate



**Tendency: Decreasing avalanche danger**  
 on Saturday 14 01 2023



Wind slab



Treeline

Snowpack stability: **poor**

Frequency: **some**

Avalanche size: **medium**



Persistent weak layer



Treeline

Snowpack stability: **poor**

Frequency: **some**

Avalanche size: **medium**

As a consequence of new snow and wind a treacherous avalanche situation will still be encountered.

As a consequence of new snow and a strong northerly wind, avalanche prone wind slabs formed in the last few days in particular adjacent to ridgelines and in gullies and bowls. The avalanche prone locations are to be found in particular in steep terrain above the tree line. In all aspects avalanches can be released easily and reach quite a large size. The prevalence of the avalanche prone locations will increase with altitude. They are difficult to recognise.

More recent wind slabs are to be avoided in all aspects. Caution is to be exercised at transitions from a shallow to a deep snowpack.

### Snowpack

**Danger patterns**

dp.6: cold, loose snow and wind

The snowpack will be prone to triggering above the tree line. The more recent wind slabs are lying on the unfavourable surface of an old snowpack in all aspects at intermediate and high altitudes. Faceted weak layers exist in the bottom section of the snowpack in particular at elevated altitudes, in particular on steep shady slopes.

### Tendency

The avalanche danger will persist.

## Danger Level 1 - Low



**Tendency: Constant avalanche danger** →  
on Saturday 14 01 2023



Wind slab



2400m

Snowpack stability: **fair**

Frequency: **some**

Avalanche size: **small**

### Fresh wind slabs require caution.

As a consequence of new snow and a strong wind, sometimes avalanche prone wind slabs will form at elevated altitudes. These avalanche prone locations are to be found in particular adjacent to ridgelines and in gullies and bowls and on steep shady slopes.

### Snowpack

#### Danger patterns

dp.6: cold, loose snow and wind

5 to 10 cm of snow will fall on Friday. Over a wide area strong westerly wind.

Fresh wind slabs are lying on soft layers in particular on shady slopes at elevated altitudes.

The weather conditions gave rise to moistening of the snowpack below approximately 2000 m.

A little snow is lying.

### Tendency

Fresh wind slabs require caution.