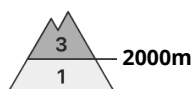




Danger Level 3 - Considerable



Tendency: Constant avalanche danger →
 on Sunday 15 01 2023



Persistent weak layer



Snowpack stability: **poor**
 Frequency: **some**
 Avalanche size: **large**



Wind slab



Snowpack stability: **poor**
 Frequency: **some**
 Avalanche size: **medium**

Weakly bonded old snow above approximately 2000 m. Fresh wind slabs require caution.

Single winter sport participants can release avalanches. These can penetrate even deep layers and reach large size in isolated cases. This applies in particular on very steep shady slopes in high Alpine regions. The avalanche prone locations are to be found in all aspects above approximately 2000 m. Between approximately 2000 and 2400 m the avalanche prone locations are more prevalent. These places are difficult to recognise. Whumpfung sounds and the formation of shooting cracks when stepping on the snowpack can indicate the danger. Caution is to be exercised at transitions from a shallow to a deep snowpack.

As a consequence of the sometimes storm force wind the wind slabs will increase in size once again. The avalanche prone locations are to be found in particular adjacent to ridgelines and in gullies and bowls and on steep shady slopes.

Experience in the assessment of avalanche danger is required.

Snowpack

Danger patterns

dp.1: deep persistent weak layer

dp.6: cold, loose snow and wind

Some snow has fallen. Over a wide area strong northwesterly wind. The strong wind will transport the new snow and, in some cases, old snow as well. The snowpack will be subject to considerable local variations.

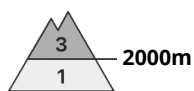
Faceted weak layers exist in the bottom section of the snowpack at elevated altitudes. Faceted weak layers exist in the top section of the snowpack in all aspects. This applies especially between approximately 2000 and 2400 m.

Fresh wind slabs are lying on soft layers in particular on shady slopes at elevated altitudes.

Tendency

Wind slabs and weakly bonded old snow require caution. On Sunday as a consequence of new snow and wind there will be an increase in the avalanche danger within the current danger level.

Danger Level 3 - Considerable



Tendency: Constant avalanche danger →
 on Sunday 15 01 2023



Persistent weak layer



Snowpack stability: **poor**
 Frequency: **some**
 Avalanche size: **large**



Wind slab



Snowpack stability: **poor**
 Frequency: **some**
 Avalanche size: **medium**

Weakly bonded old snow above approximately 2000 m. Fresh wind slabs require caution.

Single winter sport participants can release avalanches. These can penetrate even deep layers and reach large size in isolated cases. This applies in particular adjacent to ridgelines in high Alpine regions. The avalanche prone locations are to be found in all aspects above approximately 2000 m. Between approximately 2000 and 2400 m the avalanche prone locations are more prevalent. These places are difficult to recognise. Whumpfung sounds and the formation of shooting cracks when stepping on the snowpack can indicate the danger. Remotely triggered avalanches are possible in isolated cases. Caution is to be exercised at transitions from a shallow to a deep snowpack.

As a consequence of the sometimes storm force wind the wind slabs will increase in size once again. The avalanche prone locations are to be found in particular adjacent to ridgelines and in gullies and bowls and on steep shady slopes.

Experience in the assessment of avalanche danger is required.

Snowpack

Danger patterns

dp.1: deep persistent weak layer

dp.6: cold, loose snow and wind

10 to 15 cm of snow fell on Friday. Over a wide area strong northwesterly wind. The strong wind will transport the new snow and, in some cases, old snow as well. The snowpack will be subject to considerable local variations.

Faceted weak layers exist in the bottom section of the snowpack at elevated altitudes. Faceted weak layers exist in the top section of the snowpack in all aspects. This applies especially between approximately 2000 and 2400 m.

Fresh wind slabs are lying on soft layers in particular on shady slopes at elevated altitudes.

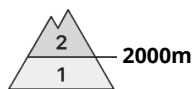
Tendency

Wind slabs and weakly bonded old snow require caution. On Sunday as a consequence of new snow and



wind there will be an increase in the avalanche danger within the current danger level.

Danger Level 2 - Moderate



Tendency: Constant avalanche danger →
 on Sunday 15 01 2023



Persistent weak layer



Snowpack stability: **poor**
 Frequency: **some**
 Avalanche size: **medium**



Wind slab



Snowpack stability: **fair**
 Frequency: **some**
 Avalanche size: **medium**

Weakly bonded old snow above approximately 2000 m. Fresh wind slabs require caution.

Single winter sport participants can release avalanches. These can penetrate even deep layers and reach medium size. The avalanche prone locations are to be found in all aspects above approximately 2000 m. These places are difficult to recognise. Between approximately 2000 and 2400 m the avalanche prone locations are more prevalent. Whumpfung sounds and the formation of shooting cracks when stepping on the snowpack can indicate the danger. Caution is to be exercised at transitions from a shallow to a deep snowpack.

As a consequence of the sometimes storm force wind the wind slabs will increase in size once again. The fresh wind slabs are mostly small but prone to triggering. The avalanche prone locations are to be found in particular adjacent to ridgelines and in gullies and bowls and on steep shady slopes.

Careful route selection is recommended.

Snowpack

Danger patterns

dp.1: deep persistent weak layer

dp.6: cold, loose snow and wind

Over a wide area strong northwesterly wind. The strong wind will transport the new snow and, in some cases, old snow as well. The snowpack will be subject to considerable local variations.

Faceted weak layers exist in the bottom section of the snowpack at elevated altitudes. Faceted weak layers exist in the top section of the snowpack in all aspects. This applies especially between approximately 2000 and 2400 m.

Fresh and somewhat older wind slabs are lying on soft layers in particular on shady slopes at elevated altitudes.

Tendency

Wind slabs and weakly bonded old snow require caution. On Sunday as a consequence of new snow and wind there will be a gradual increase in the avalanche danger.



Danger Level 1 - Low



Tendency: Increasing avalanche danger
on Sunday 15 01 2023



Wind slab



2200m

Snowpack stability: **fair**

Frequency: **some**

Avalanche size: **small**

Fresh wind slabs require caution.

As a consequence of a strong wind, sometimes avalanche prone wind slabs will form at elevated altitudes. These avalanche prone locations are to be found in particular adjacent to ridgelines and in gullies and bowls and on steep shady slopes.

Snowpack

Danger patterns

dp.6: cold, loose snow and wind

Some snow has fallen. Over a wide area strong northwesterly wind. Fresh wind slabs are lying on soft layers in particular on shady slopes at elevated altitudes. A little snow is lying.

Tendency

Fresh wind slabs require caution. On Sunday as a consequence of new snow and wind there will be a gradual increase in the avalanche danger.