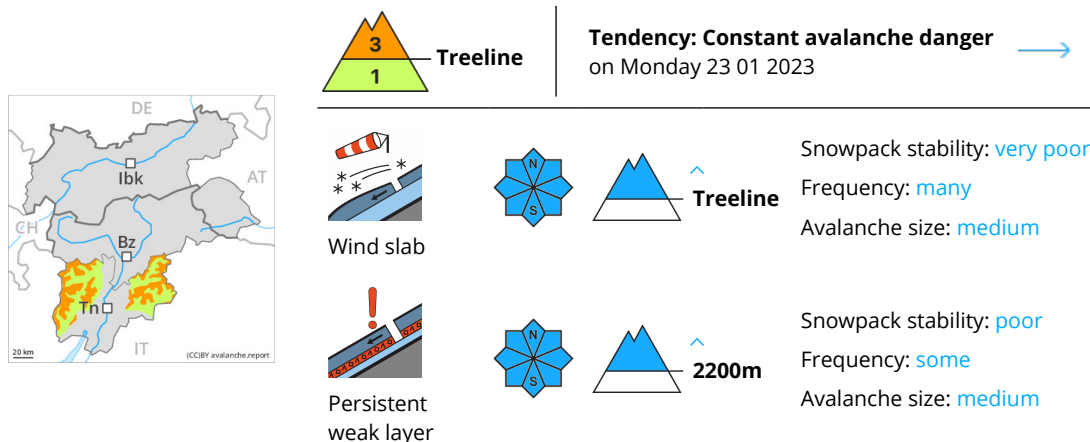


Danger Level 3 - Considerable



Considerable avalanche danger will prevail. Wind slabs and weakly bonded old snow represent the main danger.

As a consequence of a strong wind from northerly directions, avalanche prone wind slabs formed over a wide area. The fresh wind slabs can be released easily, even by a single winter sport participant,. Mostly avalanches are medium-sized. The avalanche prone locations are to be found in all aspects above the tree line. At elevated altitudes and in the regions exposed to the foehn wind the avalanche prone locations are more prevalent and the danger is greater. Some natural avalanches are possible. Remotely triggered avalanches are possible in isolated cases.

Avalanches can also be released in deep layers. Such avalanche prone locations are to be found on steep, little used shady slopes above approximately 2200 m and on steep sunny slopes above approximately 2500 m.

Backcountry touring and other off-piste activities call for caution and restraint.

Snowpack

Danger patterns

dp.6: cold, loose snow and wind

dp.1: deep persistent weak layer

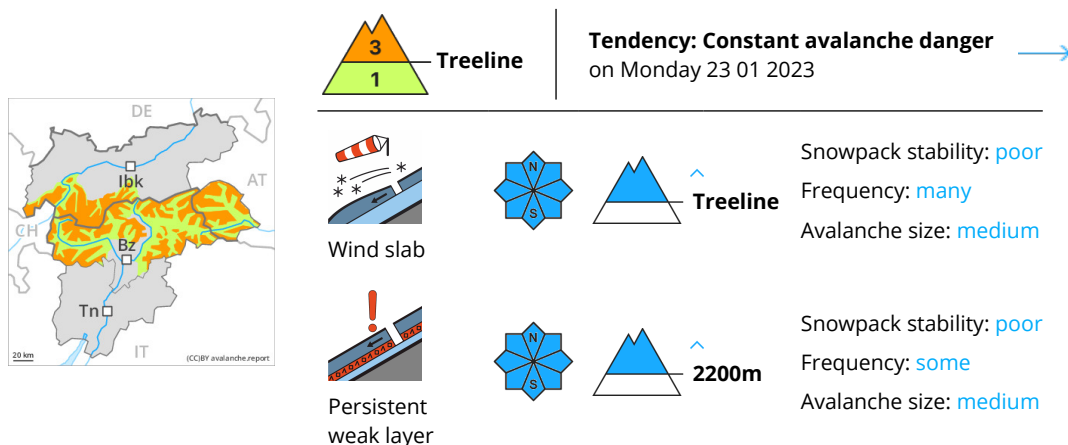
Some snow has fallen since Thursday in some regions. The new snow and wind slabs of the last few days are poorly bonded with the old snowpack. As a consequence of a strong wind from northerly directions, extensive wind slabs formed. These will be deposited on soft layers. The snowpack will become increasingly prone to triggering.

Faceted weak layers exist in the old snowpack, especially on shady slopes above approximately 2200 m, as well as on sunny slopes above approximately 2500 m.

Tendency

As a consequence of low temperatures the snowpack can not consolidate during the next few days. The snowpack will become prone to triggering over a wide area. Considerable avalanche danger will be encountered over a wide area. The avalanche danger will persist.

Danger Level 3 - Considerable



Considerable avalanche danger will persist. Wind slabs and weakly bonded old snow represent the main danger.

As a consequence of a strong to storm force wind from northerly directions, avalanche prone wind slabs formed since Friday over a wide area. The fresh wind slabs can be released easily, even by a single winter sport participant,. Mostly avalanches are medium-sized. The avalanche prone locations are to be found in all aspects above the tree line. They are barely recognisable because of the poor visibility. At elevated altitudes the avalanche prone locations are more prevalent. Remotely triggered avalanches are possible in isolated cases.

Additionally avalanches can also be released in deep layers. Such avalanche prone locations are to be found on steep, little used shady slopes above approximately 2200 m and on steep sunny slopes above approximately 2500 m. Especially transitions from a shallow to a deep snowpack are unfavourable. Backcountry touring and other off-piste activities call for caution and restraint.

Snowpack

Danger patterns

dp.6: cold, loose snow and wind

dp.1: deep persistent weak layer

In the north and in the northeast 5 to 10 cm of snow, and even more in some localities, has fallen. The wind was strong to storm force. Fresh wind slabs are lying on weak layers in all aspects above the tree line.

Faceted weak layers exist in the old snowpack, especially on shady slopes above approximately 2200 m, as well as on sunny slopes above approximately 2500 m.

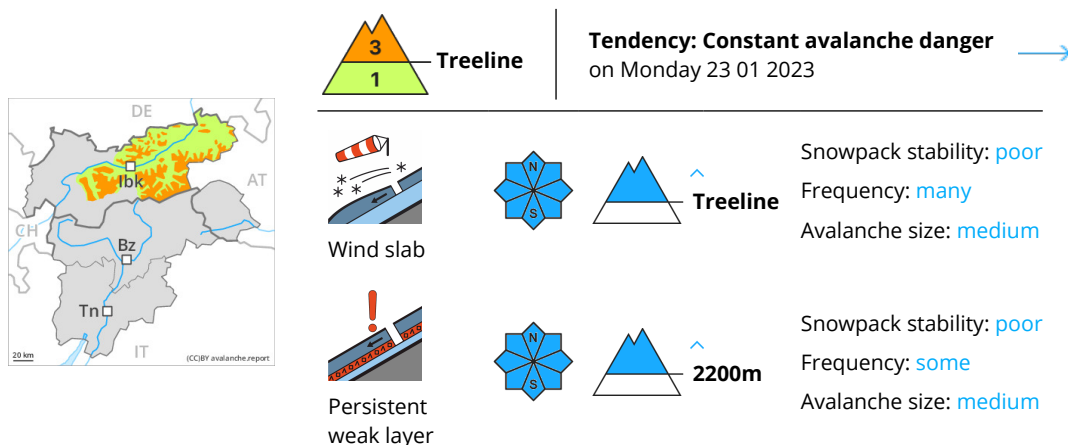
The snowpack remains quite prone to triggering. Whumpfung sounds and the formation of shooting cracks when stepping on the snowpack are a clear indication.

Tendency

Considerable avalanche danger will persist.

Some snow will fall on Monday especially in the south. The wind will be strong in some regions. Fresh wind slabs represent the main danger.

Danger Level 3 - Considerable



Wind slabs and weakly bonded old snow represent the main danger.

As a consequence of new snow and a strong northeasterly wind, avalanche prone wind slabs formed over a wide area. The fresh wind slabs can be released easily, even by a single winter sport participant,. The wind slabs are covered with new snow in some cases and therefore difficult to recognise. Mostly avalanches are medium-sized. The avalanche prone locations are to be found in all aspects above the tree line, in particular adjacent to ridgelines and in pass areas, as well as in gullies and bowls, and behind abrupt changes in the terrain. At elevated altitudes the avalanche prone locations are more prevalent. Individual natural avalanches are not ruled out.

Additionally avalanches can also be triggered in deep layers. Such avalanche prone locations are to be found on steep, little used shady slopes above approximately 2200 m and on steep sunny slopes above approximately 2500 m.

Backcountry touring and other off-piste activities call for experience in the assessment of avalanche danger and careful route selection.

Snowpack

Danger patterns

dp.6: cold, loose snow and wind

dp.1: deep persistent weak layer

Over a wide area 20 to 30 cm of snow, and even more in some localities, fell on Saturday. Over a wide area 10 to 20 cm of snow will fall until midday. As a consequence of a strong wind from northeasterly directions, extensive wind slabs formed in the last few days. These will be deposited on soft layers. The snowpack remains quite prone to triggering.

Faceted weak layers exist in the old snowpack, especially on shady slopes above approximately 2200 m, as well as on sunny slopes above approximately 2500 m. Stability tests and field observations confirm that the stability of the snowpack varies greatly within a small area.

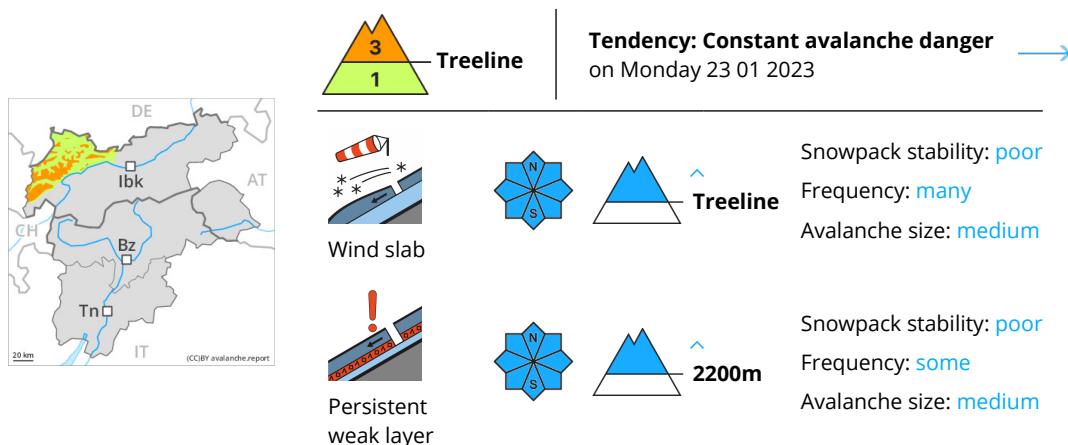
Tendency

As a consequence of low temperatures and the occasionally strong northeasterly wind, the snowpack can



not consolidate. Above the tree line a considerable avalanche danger will be encountered over a wide area.

Danger Level 3 - Considerable



The fresh wind slabs represent the main danger. Weakly bonded old snow above approximately 2200 m.

As a consequence of a sometimes strong northeasterly wind, avalanche prone wind slabs formed in some places. The fresh wind slabs can be released even by a single winter sport participant. Avalanches can reach medium size. The avalanche prone locations are to be found in all aspects above the tree line, in particular adjacent to ridgelines and in pass areas, as well as in gullies and bowls, and behind abrupt changes in the terrain.

Additionally avalanches can also be released in the old snowpack. These avalanche prone locations are to be found on steep, little used shady slopes above approximately 2200 m and on steep sunny slopes above approximately 2500 m.

The number and size of avalanche prone locations will increase with altitude. Meticulous route selection is advisable.

Snowpack

Danger patterns

dp.6: cold, loose snow and wind

dp.1: deep persistent weak layer

In some localities up to 20 cm of snow fell on Saturday. As a consequence of a sometimes strong wind from northeasterly directions, further wind slabs formed. The fresh wind slabs are mostly small but in some cases prone to triggering. The new snow and wind slabs of the last few days are poorly bonded with the old snowpack in some places.

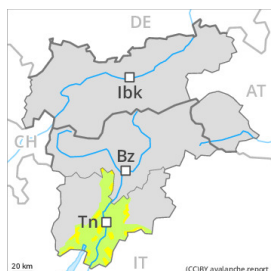
Faceted weak layers exist in the old snowpack, especially on shady slopes above approximately 2200 m, as well as on sunny slopes above approximately 2500 m.

Field observations show that the stability of the snowpack varies greatly within a small area.

Tendency

The avalanche danger will persist.

Danger Level 2 - Moderate



Tendency: Constant avalanche danger →
on Monday 23 01 2023



Wind slab



Treeline

Snowpack stability: **poor**

Frequency: **some**

Avalanche size: **medium**

Moderate avalanche danger will prevail. Fresh wind slabs are to be evaluated with care and prudence.

As a consequence of a strong wind from northerly directions, avalanche prone wind slabs formed over a wide area. The various wind slabs of the last few days can be released by a single winter sport participant in all aspects. The avalanche prone locations are to be found in particular in steep terrain and adjacent to ridgelines and in gullies and bowls.

Avalanches can additionally be released in the old snowpack in isolated cases. These avalanche prone locations are rare and are difficult to recognise. In regions neighbouring those that are subject to danger level 3 (considerable) the avalanche prone locations are more prevalent.

Experience in the assessment of avalanche danger is required. Meticulous route selection is recommended.

Snowpack

Danger patterns

dp.6: cold, loose snow and wind

As a consequence of a gusty wind from northerly directions, further wind slabs formed. The new snow and wind slabs of the last few days are poorly bonded with the old snowpack. The snowpack is soft and its surface has a crust that is not capable of bearing a load.

Isolated avalanche prone weak layers exist in the old snowpack, especially on steep, little used shady slopes. These are mostly small and in some cases prone to triggering.

Tendency

As a consequence of low temperatures the snowpack can not consolidate during the next few days. The snowpack remains prone to triggering in some places. The avalanche danger will persist.

Danger Level 1 - Low



Tendency: Increasing avalanche danger

on Monday 23 01 2023



Wind slab



Treeline

Snowpack stability: **poor**

Frequency: **few**

Avalanche size: **small**

Individual avalanche prone locations for dry avalanches are to be found on very steep slopes above the tree line.

The small wind slabs of the last few days can be released by a single winter sport participant in isolated cases above the tree line. Individual avalanche prone locations are to be found adjacent to ridgelines and in gullies and bowls, especially on very steep slopes. They are easy to recognise. Restraint should be exercised because avalanches can sweep people along and give rise to falls.

Snowpack

Danger patterns

dp.6: cold, loose snow and wind

As a consequence of a gusty wind from northeasterly directions, mostly small wind slabs formed since Friday. In isolated cases wind slabs are lying on soft layers. From a snow sport perspective, in most cases insufficient snow is lying.

Tendency

Slight increase in danger of dry avalanches as a consequence of new snow and wind.