



Danger Level 3 - Considerable



Treeline

Tendency: Constant avalanche danger →

on Saturday 28 01 2023



Wind slab



Treeline

Snowpack stability: **poor**

Frequency: **many**

Avalanche size: **medium**



Persistent weak layer



2200m

Snowpack stability: **poor**

Frequency: **some**

Avalanche size: **medium**

Backcountry touring and other off-piste activities call for caution and restraint. Wind slabs and weakly bonded old snow require caution.

The fresh and somewhat older wind slabs can be released by a single winter sport participant in particular on west to north to east facing aspects, in particular above the tree line. Slopes adjacent to ridgelines are especially unfavourable. Mostly avalanches are medium-sized.

Additionally avalanches can also be released in deep layers. Such avalanche prone locations are to be found on steep, little used shady slopes above approximately 2200 m and on steep sunny slopes above approximately 2500 m. Especially transitions from a shallow to a deep snowpack are unfavourable.

Snowpack

Danger patterns

dp.6: cold, loose snow and wind

dp.1: deep persistent weak layer

The sometimes large wind slabs of the last few days are poorly bonded with the old snowpack.

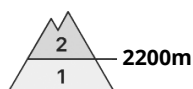
Faceted weak layers exist in the old snowpack, especially on shady slopes above approximately 2200 m, as well as on sunny slopes above approximately 2500 m.

The snowpack remains quite prone to triggering. Whumpfung sounds and the formation of shooting cracks when stepping on the snowpack are a clear indication.

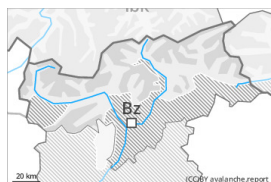
Tendency

Wind slabs and weakly bonded old snow are to be assessed with care and prudence.

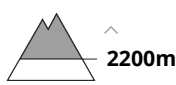
Danger Level 2 - Moderate



Tendency: Constant avalanche danger →
 on Saturday 28 01 2023



Snowpack stability: **poor**
 Frequency: **some**
 Avalanche size: **medium**



Snowpack stability: **poor**
 Frequency: **some**
 Avalanche size: **medium**

Wind slabs and weakly bonded old snow represent the main danger.

The fresh and older wind slabs can be released by a single winter sport participant in some cases on west to north to east facing aspects, in particular above approximately 2200 m. Slopes adjacent to ridgelines are especially unfavourable. Mostly avalanches are medium-sized.

Additionally avalanches can also be released in deep layers. Such avalanche prone locations are to be found on steep, little used shady slopes above approximately 2200 m and on steep sunny slopes above approximately 2500 m. Especially transitions from a shallow to a deep snowpack are unfavourable. Backcountry touring and other off-piste activities call for a certain restraint.

Snowpack

Danger patterns

dp.6: cold, loose snow and wind

dp.1: deep persistent weak layer

Fresh wind slabs are lying on weak layers in all aspects above the tree line. The more recent wind slabs will be deposited on surface hoar in some places, in particular on the Main Alpine Ridge and to the north.

Faceted weak layers exist in the old snowpack, especially on shady slopes above approximately 2200 m, as well as on sunny slopes above approximately 2500 m.

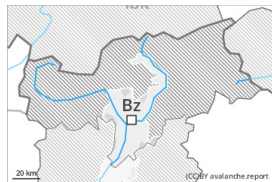
The snowpack remains in some cases prone to triggering.

Tendency

The fresh and older wind slabs are bonding only slowly with the old snowpack.



Danger Level 2 - Moderate



Tendency: Constant avalanche danger →
on Saturday 28 01 2023



Wind slab



Tree line

Snowpack stability: **poor**

Frequency: **some**

Avalanche size: **small**

Moderate avalanche danger will be encountered in some regions.

As a consequence of new snow and wind, avalanche prone wind slabs formed in the last few days in some places. Avalanche prone locations for dry avalanches are to be found in particular on very steep shady slopes above the tree line. Caution is to be exercised adjacent to ridgelines and in gullies and bowls. The mostly small wind slabs are to be bypassed in particular in terrain where there is a danger of falling.

Snowpack

Danger patterns

dp.6: cold, loose snow and wind

As a consequence of new snow and a moderate to strong wind from easterly directions, mostly small wind slabs formed. In some cases wind slabs are lying on soft layers.

Tendency

Moderate avalanche danger will prevail.