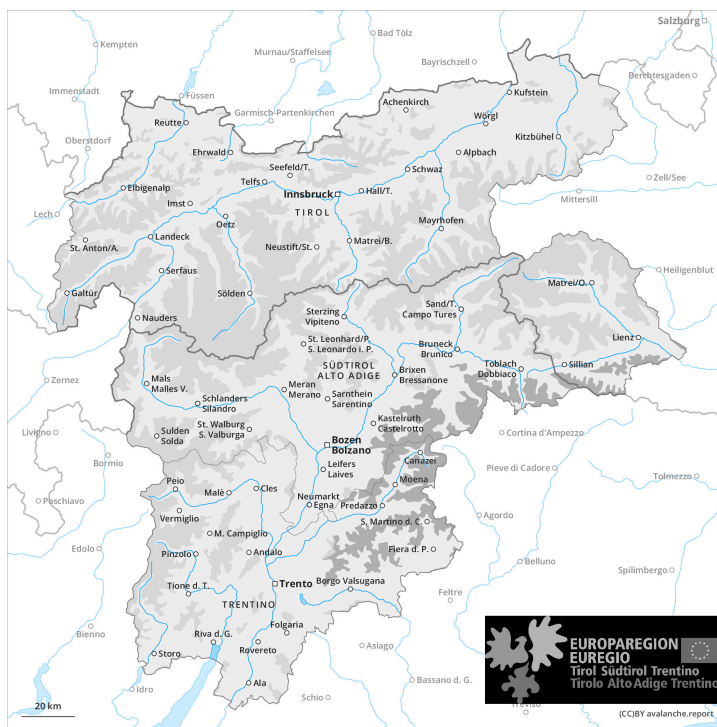
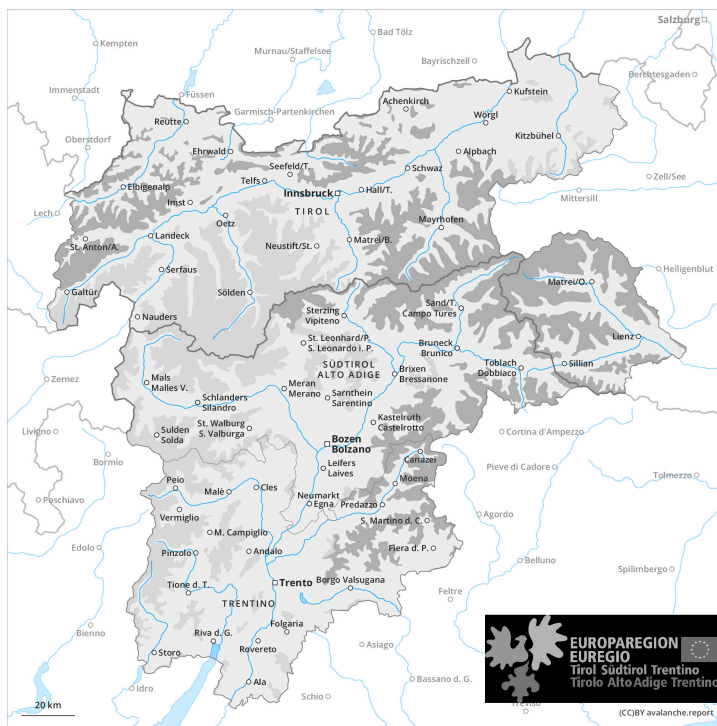




**AM**



**PM**





## Danger Level 3 - Considerable



**Tendency: Constant avalanche danger** →  
 on Tuesday 31 01 2023



Wind slab



Treeline

Snowpack stability: **poor**

Frequency: **many**

Avalanche size: **medium**



Persistent weak layer



2200m

Snowpack stability: **poor**

Frequency: **some**

Avalanche size: **medium**

Backcountry touring and other off-piste activities call for caution and restraint. Increase in danger as a consequence of the strong northwesterly wind.

As a consequence of a gathering storm force northwesterly wind, avalanche prone wind slabs will form in all aspects. These can be released even by a single winter sport participant above the tree line. Slopes adjacent to ridgelines are especially unfavourable. Individual avalanche prone locations are to be found also in areas close to the tree line. Mostly avalanches are medium-sized. The prevalence of avalanche prone locations and likelihood of triggering will increase as the day progresses. Additionally avalanches can also be released in deep layers. Such avalanche prone locations are to be found on steep, little used shady slopes above approximately 2200 m and on steep sunny slopes above approximately 2500 m.

### Snowpack

**Danger patterns**

dp.6: cold, loose snow and wind

dp.1: deep persistent weak layer

The fresh wind slabs will be deposited on soft layers in all aspects. The more recent wind slabs will be deposited on surface hoar in some places. The snowpack will become increasingly prone to triggering. Faceted weak layers exist in the old snowpack, especially on shady slopes above approximately 2200 m, as well as on sunny slopes above approximately 2500 m.

Whumpfung sounds and the formation of shooting cracks when stepping on the snowpack are a clear indication of a weakly bonded snowpack.

### Tendency

Fresh wind slabs require caution. As a consequence of a strong wind from northerly directions, further wind slabs will form on Tuesday. The snowpack remains in some cases prone to triggering.



## Danger Level 3 - Considerable

**AM:**



**Tendency: Constant avalanche danger** →  
 on Tuesday 31 01 2023



Wind slab



Treeline

Snowpack stability: **poor**  
 Frequency: **some**  
 Avalanche size: **medium**



Persistent weak layer



2200m

Snowpack stability: **poor**  
 Frequency: **some**  
 Avalanche size: **medium**

**PM:**



**Tendency: Constant avalanche danger** →  
 on Tuesday 31 01 2023



Wind slab



Treeline

Snowpack stability: **poor**  
 Frequency: **many**  
 Avalanche size: **medium**



Persistent weak layer



2200m

Snowpack stability: **poor**  
 Frequency: **some**  
 Avalanche size: **medium**

Increase in danger as a consequence of new snow and strong wind. Backcountry touring and other off-piste activities call for caution.

As a consequence of new snow and a gathering storm force northwesterly wind, avalanche prone wind slabs will form in all aspects. These can be released even by a single winter sport participant above the tree line. Slopes adjacent to ridgelines are especially unfavourable. Individual avalanche prone locations are to be found also in areas close to the tree line. Mostly avalanches are medium-sized. The prevalence of avalanche prone locations and likelihood of triggering will increase as the day progresses. Additionally avalanches can also be released in deep layers. Such avalanche prone locations are to be found on steep, little used shady slopes above approximately 2200 m and on steep sunny slopes above approximately 2500 m.

### Snowpack

**Danger patterns**

dp.6: cold, loose snow and wind

dp.1: deep persistent weak layer

In some regions up to 10 cm of snow will fall on Monday. The fresh snow and the wind slabs that are being formed by the strong northwesterly wind will be deposited on soft layers in all aspects. The more recent wind slabs will be deposited on surface hoar in some places, in particular on the Main Alpine Ridge and to



the north. The snowpack will become increasingly prone to triggering.

Faceted weak layers exist in the old snowpack, especially on shady slopes above approximately 2200 m, as well as on sunny slopes above approximately 2500 m.

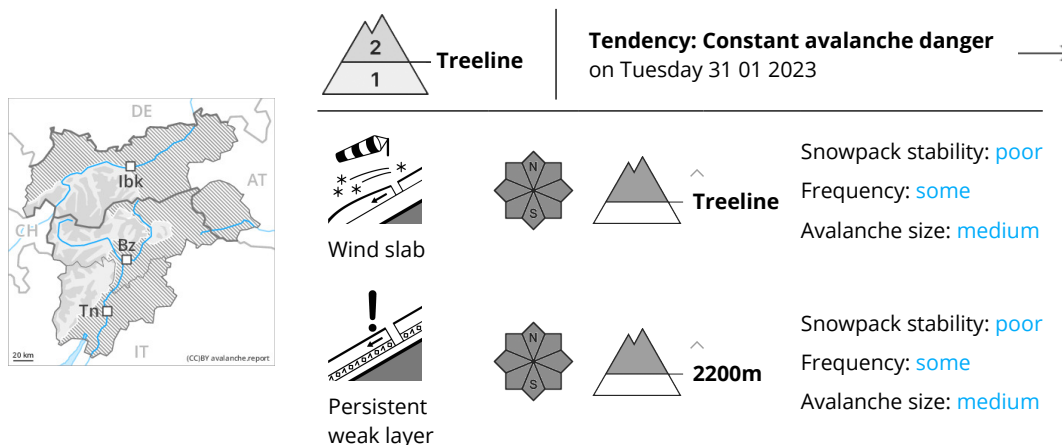
Whumpfung sounds and the formation of shooting cracks when stepping on the snowpack are a clear indication of a weakly bonded snowpack.

## Tendency

Fresh wind slabs require caution. As a consequence of a strong wind from northerly directions, further wind slabs will form on Tuesday. The snowpack remains in some cases prone to triggering.



## Danger Level 2 - Moderate



Increase in danger as a consequence of the strong northwesterly wind. Wind slabs and weakly bonded old snow are to be assessed with care and prudence.

As the day progresses as a consequence of the strong northwesterly wind there will be an increase in the danger within the current danger level. In all aspects avalanche prone wind slabs will form. These can be released even by a single winter sport participant above the tree line. Slopes adjacent to ridgelines are especially unfavourable. Individual avalanche prone locations are to be found also in areas close to the tree line. Mostly avalanches are medium-sized. The prevalence of avalanche prone locations and likelihood of triggering will increase as the day progresses.

Additionally avalanches can also be released in deep layers. Such avalanche prone locations are to be found on steep, little used shady slopes above approximately 2200 m and on steep sunny slopes above approximately 2500 m.

### Snowpack

**Danger patterns**

dp.6: cold, loose snow and wind

dp.1: deep persistent weak layer

Some snow will fall on Monday, in particular on the Main Alpine Ridge and to the north. The wind will transport the new snow and, in some cases, old snow as well. The fresh wind slabs will be deposited on soft layers in all aspects. They are lying on surface hoar in some places.

Faceted weak layers exist in the old snowpack, especially on shady slopes above approximately 2200 m, as well as on sunny slopes above approximately 2500 m.

### Tendency

Fresh wind slabs require caution. As a consequence of a strong wind from northerly directions, further wind slabs will form on Tuesday. The snowpack remains in some cases prone to triggering.



## Danger Level 2 - Moderate



**Tendency: Constant avalanche danger** →  
on Tuesday 31 01 2023



Wind slab



Treeline

Snowpack stability: **poor**

Frequency: **some**

Avalanche size: **small**

### Fresh wind slabs require caution.

As the day progresses as a consequence of the strong northwesterly wind there will be only a slight increase in the danger of dry avalanches.

Adjacent to ridgelines as well as at elevated altitudes mostly small wind slabs will form. These can be released by a single winter sport participant in some cases. They are to be avoided in very steep terrain. Mostly avalanches are small.

### Snowpack

#### Danger patterns

dp.6: cold, loose snow and wind

As a consequence of a gathering strong northwesterly wind, mostly small wind slabs will form on Monday. The strong wind will transport the loosely bonded old snow. The fresh wind slabs will be deposited on soft layers in particular on very steep shady slopes.

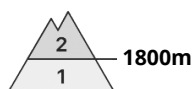
Hardly any weak layers exist in the old snowpack.

### Tendency

The wind slabs are bonding only slowly with the old snowpack in particular on very steep shady slopes.



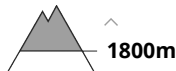
## Danger Level 2 - Moderate



**Tendency: Constant avalanche danger** →  
on Tuesday 31 01 2023



Wind slab



Snowpack stability: **poor**

Frequency: **some**

Avalanche size: **medium**

Increase in avalanche danger as a consequence of the strong to storm force northwesterly wind. Fresh wind slabs represent the main danger.

As the day progresses as a consequence of the strong to storm force northwesterly wind there will be an increase in the avalanche danger within the current danger level. In all aspects avalanche prone wind slabs will form. These can be released even by a single winter sport participant above approximately 1800 m. Slopes adjacent to ridgelines are especially unfavourable. Avalanche prone locations are to be found also in areas close to the tree line. Mostly avalanches are medium-sized. The prevalence of avalanche prone locations and likelihood of triggering will increase as the day progresses.

### Snowpack

#### Danger patterns

dp.6: cold, loose snow and wind

Some snow will fall on Monday. The wind will transport the new snow and, in some cases, old snow as well. The fresh wind slabs will be deposited on soft layers in all aspects. They are lying on surface hoar in some places.

### Tendency

Fresh wind slabs require caution. As a consequence of a strong wind from northerly directions, further wind slabs will form on Tuesday. The snowpack remains in some cases prone to triggering.