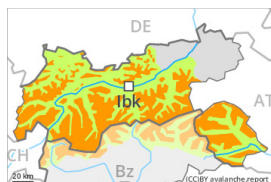


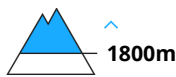
Danger Level 3 - Considerable



Tendency: Constant avalanche danger →
 on Friday 10 02 2023



Persistent weak layer



Snowpack stability: **very poor**
 Frequency: **some**
 Avalanche size: **large**



Wind slab



Snowpack stability: **poor**
 Frequency: **some**
 Avalanche size: **medium**

The avalanche conditions remain unfavourable. Caution and restraint are advisable.

Weak layers in the old snowpack can be released easily. The avalanche prone locations are to be found in all aspects above the tree line, also in areas close to the tree line. The avalanche prone locations are quite prevalent and are barely recognisable, even to the trained eye. In some cases the avalanches are large, in particular in the regions with a lot of snow in the north. At transitions from a shallow to a deep snowpack, when entering gullies and bowls for example the likelihood of avalanches being released is greater. Remotely triggered avalanches are possible in isolated cases.

The somewhat older wind slabs can be released in some cases on west to north to east facing aspects. Below approximately 2200 m medium-sized gliding avalanches are possible, in particular in the regions with a lot of snow.

Snowpack

Danger patterns

dp.1: deep persistent weak layer

dp.6: cold, loose snow and wind

The snowpack will be prone to triggering. Distinct weak layers exist in the old snowpack in all aspects, especially on steep shady slopes above the tree line, and in areas close to the tree line, this also applies on steep sunny slopes above approximately 2300 m.

Stability tests and field observations confirm the unfavourable bonding of the snowpack.

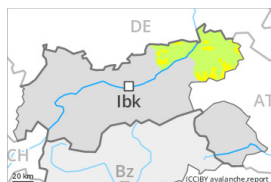
Tendency

Friday: The snowpack remains prone to triggering. Backcountry touring and other off-piste activities call for caution and restraint.

Danger Level 2 - Moderate



Tendency: Constant avalanche danger →
 on Friday 10 02 2023



Persistent weak layer



Snowpack stability: **poor**
 Frequency: **some**
 Avalanche size: **medium**



Wind slab



Snowpack stability: **poor**
 Frequency: **few**
 Avalanche size: **medium**

Weakly bonded old snow represents the main danger.

Weak layers in the old snowpack can still be released in some places. The avalanche prone locations are to be found in all aspects above approximately 1800 m. The avalanche prone locations are and are barely recognisable, even to the trained eye. Mostly the avalanches are medium-sized. At transitions from a shallow to a deep snowpack, when entering gullies and bowls for example the likelihood of avalanches being released is greater.

Below approximately 2200 m medium-sized gliding avalanches are possible. This applies on very steep sunny slopes.

Snowpack

Danger patterns

dp.1: deep persistent weak layer

dp.6: cold, loose snow and wind

The snowpack will be prone to triggering in some places. Faceted weak layers exist in the old snowpack in all aspects, especially on steep shady slopes above the tree line, and in areas close to the tree line, this also applies on steep sunny slopes above approximately 2300 m.

Tendency

Backcountry touring and other off-piste activities call for experience in the assessment of avalanche danger.