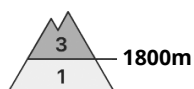






Danger Level 3 - Considerable



Tendency: Constant avalanche danger →
 on Friday 10 02 2023



Persistent weak layer



Snowpack stability: **very poor**
 Frequency: **some**
 Avalanche size: **large**



Wind slab



Snowpack stability: **poor**
 Frequency: **some**
 Avalanche size: **medium**

The avalanche conditions remain unfavourable. Caution and restraint are advisable.

Weak layers in the old snowpack can be released easily. The avalanche prone locations are to be found in all aspects above the tree line, also in areas close to the tree line. The avalanche prone locations are quite prevalent and are barely recognisable, even to the trained eye. In some cases the avalanches are large, in particular in the regions with a lot of snow in the north. At transitions from a shallow to a deep snowpack, when entering gullies and bowls for example the likelihood of avalanches being released is greater. Remotely triggered avalanches are possible in isolated cases.

The somewhat older wind slabs can be released in some cases on west to north to east facing aspects. Below approximately 2200 m medium-sized gliding avalanches are possible, in particular in the regions with a lot of snow.

Snowpack

Danger patterns

dp.1: deep persistent weak layer

dp.6: cold, loose snow and wind

The snowpack will be prone to triggering. Distinct weak layers exist in the old snowpack in all aspects, especially on steep shady slopes above the tree line, and in areas close to the tree line, this also applies on steep sunny slopes above approximately 2300 m.

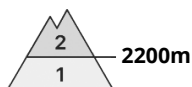
Stability tests and field observations confirm the unfavourable bonding of the snowpack.

Tendency

Friday: The snowpack remains prone to triggering. Backcountry touring and other off-piste activities call for caution and restraint.



Danger Level 2 - Moderate



Tendency: Constant avalanche danger →
 on Friday 10 02 2023



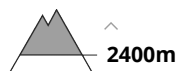
Persistent weak layer



Snowpack stability: **poor**
 Frequency: **few**
 Avalanche size: **medium**



Wind slab



Snowpack stability: **poor**
 Frequency: **some**
 Avalanche size: **medium**

Weakly bonded old snow requires caution.

Weak layers in the old snowpack can be released in some places by individual winter sport participants. The avalanche prone locations are to be found in all aspects above the tree line. The avalanche prone locations are barely recognisable, even to the trained eye. Mostly avalanches are medium-sized. At transitions from a shallow to a deep snowpack, when entering gullies and bowls for example the likelihood of avalanches being released is greater. In the regions with a lot of snow the avalanche prone locations are more prevalent and larger.

The somewhat older wind slabs can be released in some cases on west to north to east facing aspects above the tree line.

Backcountry touring and other off-piste activities call for experience in the assessment of avalanche danger.

Snowpack

Danger patterns

dp.6: cold, loose snow and wind

dp.1: deep persistent weak layer

Faceted weak layers exist in the snowpack, especially on shady slopes above approximately 2200 m, as well as on sunny slopes above approximately 2500 m.

The somewhat older wind slabs are lying on unfavourable layers in particular on wind-protected shady slopes.

Especially at low and intermediate altitudes only a small amount of snow is lying for the time of year. Above the tree line snow depths vary greatly, depending on the influence of the wind.

Tendency

The weather conditions will give rise to slight consolidation of the snowpack. Wind slabs and weakly bonded old snow require caution.



Danger Level 1 - Low



Tendency: Constant avalanche danger →
on Friday 10 02 2023

Individual avalanche prone locations are to be found on very steep slopes at elevated altitudes.

The old wind slabs can be released by a single winter sport participant in isolated cases in particular on very steep shady slopes above the tree line. Caution is to be exercised adjacent to ridgelines, as well as in gullies and bowls, and behind abrupt changes in the terrain. The avalanche prone locations are rather rare and are easy to recognise. Wind slabs are to be avoided especially in terrain where there is a danger of falling.

Snowpack

Danger patterns

dp.6: cold, loose snow and wind

The snowpack will be generally well bonded. The wind slabs have bonded quite well with the old snowpack. Snow depths vary greatly, depending on the influence of the wind. Only a small amount of snow is lying for the time of year.

Tendency

Low avalanche danger will prevail.