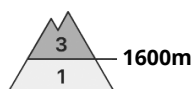




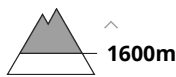
Danger Level 3 - Considerable



Tendency: Decreasing avalanche danger
 on Saturday 11 02 2023



Persistent weak layer



Snowpack stability: **poor**
 Frequency: **some**
 Avalanche size: **large**



Wind slab



Snowpack stability: **poor**
 Frequency: **few**
 Avalanche size: **medium**

Weakly bonded old snow represents the main danger. The avalanche conditions are treacherous.

Weak layers in the old snowpack can be released even now by individual winter sport participants. The avalanche prone locations are to be found in all aspects above the tree line, also in areas close to the tree line. The avalanche prone locations are and are barely recognisable, even to the trained eye. In isolated cases the avalanches are large, in particular in the regions with a lot of snow in the north. At transitions from a shallow to a deep snowpack, when entering gullies and bowls for example the likelihood of avalanches being released is greater.

As a consequence of a moderate northeasterly wind, sometimes avalanche prone wind slabs will form adjacent to ridgelines.

Individual gliding avalanches can also occur, in particular in the regions with a lot of snow below approximately 2200 m on steep grassy slopes.

Snowpack

Danger patterns

dp.1: deep persistent weak layer

dp.7: snow-poor zones in snow-rich surrounding

The snowpack will be in some cases prone to triggering. Faceted weak layers exist in the old snowpack in all aspects, especially on steep shady slopes above the tree line, and in areas close to the tree line, this also applies on steep sunny slopes above approximately 2300 m.

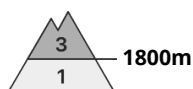
Stability tests and field observations confirm that the stability of the snowpack varies greatly within a small area.

Tendency

Saturday: The avalanche conditions remain to some extent treacherous. Backcountry touring and other off-piste activities call for meticulous route selection.



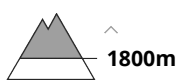
Danger Level 3 - Considerable



Tendency: Decreasing avalanche danger
 on Saturday 11 02 2023



Persistent weak layer



Snowpack stability: **poor**
 Frequency: **some**
 Avalanche size: **large**



Wind slab



Snowpack stability: **poor**
 Frequency: **few**
 Avalanche size: **medium**

Weakly bonded old snow represents the main danger. The avalanche conditions are treacherous.

Weak layers in the old snowpack can be released even now by individual winter sport participants. The avalanche prone locations are to be found in all aspects above the tree line, also in areas close to the tree line. The avalanche prone locations are and are barely recognisable, even to the trained eye. In isolated cases the avalanches are large, in particular in the regions with a lot of snow in the north. At transitions from a shallow to a deep snowpack, when entering gullies and bowls for example the likelihood of avalanches being released is greater.

As a consequence of a moderate northeasterly wind, sometimes avalanche prone wind slabs will form adjacent to ridgelines.

Individual gliding avalanches can also occur, in particular in the regions with a lot of snow below approximately 2200 m on steep grassy slopes.

Snowpack

Danger patterns

dp.1: deep persistent weak layer

dp.7: snow-poor zones in snow-rich surrounding

The snowpack will be in some cases prone to triggering. Faceted weak layers exist in the old snowpack in all aspects, especially on steep shady slopes above the tree line, and in areas close to the tree line, this also applies on steep sunny slopes above approximately 2300 m.

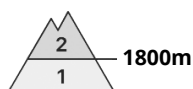
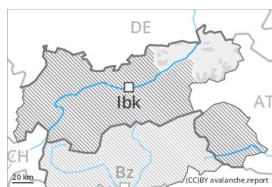
Stability tests and field observations confirm that the stability of the snowpack varies greatly within a small area.

Tendency

Saturday: The avalanche conditions remain to some extent treacherous. Backcountry touring and other off-piste activities call for meticulous route selection.



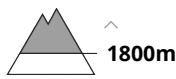
Danger Level 2 - Moderate



Tendency: Constant avalanche danger →
on Saturday 11 02 2023



Persistent
weak layer



Snowpack stability: **poor**
Frequency: **some**
Avalanche size: **medium**

Weakly bonded old snow represents the main danger.

Weak layers in the old snowpack can still be released in some places. The avalanche prone locations are to be found on steep shady slopes above approximately 1800 m. The avalanche prone locations are and are barely recognisable, even to the trained eye. Mostly the avalanches are medium-sized. At transitions from a shallow to a deep snowpack, when entering gullies and bowls for example the likelihood of avalanches being released is greater.

Below approximately 2200 m medium-sized gliding avalanches are possible. This applies on steep grassy slopes.

Snowpack

Danger patterns

dp.1: deep persistent weak layer

dp.7: snow-poor zones in snow-rich surrounding

The snowpack will be prone to triggering in some places. Faceted weak layers exist in the old snowpack on shady slopes, especially above the tree line, and in areas close to the tree line.

Tendency

Backcountry touring and other off-piste activities call for experience in the assessment of avalanche danger.