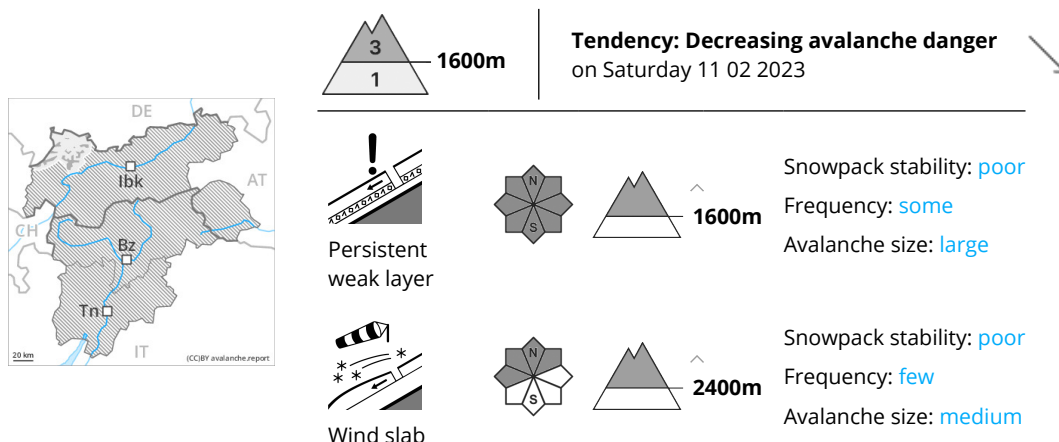




Danger Level 3 - Considerable



Weakly bonded old snow represents the main danger. The avalanche conditions are treacherous.

Weak layers in the old snowpack can be released even now by individual winter sport participants. The avalanche prone locations are to be found in all aspects above the tree line, also in areas close to the tree line. The avalanche prone locations are and are barely recognisable, even to the trained eye. In isolated cases the avalanches are large, in particular in the regions with a lot of snow in the north. At transitions from a shallow to a deep snowpack, when entering gullies and bowls for example the likelihood of avalanches being released is greater.

As a consequence of a moderate northeasterly wind, sometimes avalanche prone wind slabs will form adjacent to ridgelines.

Individual gliding avalanches can also occur, in particular in the regions with a lot of snow below approximately 2200 m on steep grassy slopes.

Snowpack

Danger patterns

dp.1: deep persistent weak layer

dp.7: snow-poor zones in snow-rich surrounding

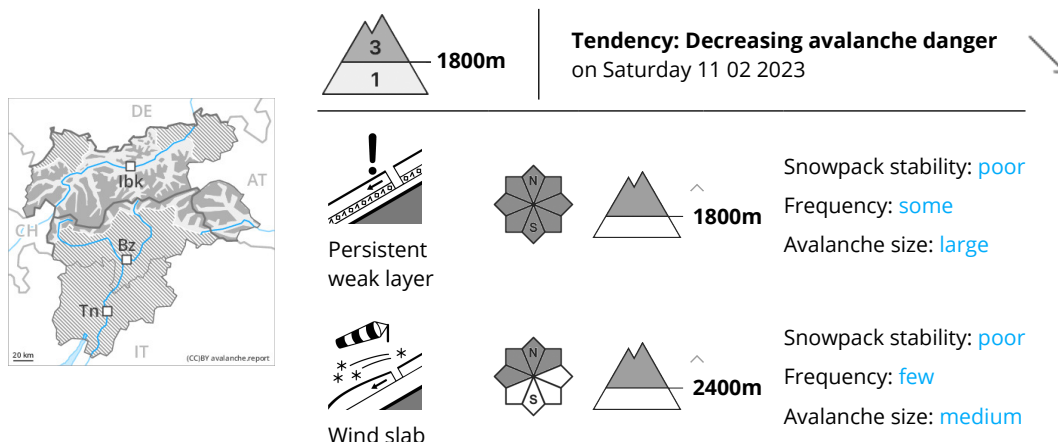
The snowpack will be in some cases prone to triggering. Faceted weak layers exist in the old snowpack in all aspects, especially on steep shady slopes above the tree line, and in areas close to the tree line, this also applies on steep sunny slopes above approximately 2300 m.

Stability tests and field observations confirm that the stability of the snowpack varies greatly within a small area.

Tendency

Saturday: The avalanche conditions remain to some extent treacherous. Backcountry touring and other off-piste activities call for meticulous route selection.

Danger Level 3 - Considerable



Weakly bonded old snow represents the main danger. The avalanche conditions are treacherous.

Weak layers in the old snowpack can be released even now by individual winter sport participants. The avalanche prone locations are to be found in all aspects above the tree line, also in areas close to the tree line. The avalanche prone locations are and are barely recognisable, even to the trained eye. In isolated cases the avalanches are large, in particular in the regions with a lot of snow in the north. At transitions from a shallow to a deep snowpack, when entering gullies and bowls for example the likelihood of avalanches being released is greater.

As a consequence of a moderate northeasterly wind, sometimes avalanche prone wind slabs will form adjacent to ridgelines.

Individual gliding avalanches can also occur, in particular in the regions with a lot of snow below approximately 2200 m on steep grassy slopes.

Snowpack

Danger patterns

dp.1: deep persistent weak layer

dp.7: snow-poor zones in snow-rich surrounding

The snowpack will be in some cases prone to triggering. Faceted weak layers exist in the old snowpack in all aspects, especially on steep shady slopes above the tree line, and in areas close to the tree line, this also applies on steep sunny slopes above approximately 2300 m.

Stability tests and field observations confirm that the stability of the snowpack varies greatly within a small area.

Tendency

Saturday: The avalanche conditions remain to some extent treacherous. Backcountry touring and other off-piste activities call for meticulous route selection.



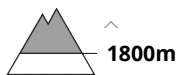
Danger Level 2 - Moderate



Tendency: Constant avalanche danger →
on Saturday 11 02 2023



Persistent weak layer



Snowpack stability: **poor**
Frequency: **some**
Avalanche size: **medium**

Weakly bonded old snow represents the main danger.

Weak layers in the old snowpack can still be released in some places. The avalanche prone locations are to be found on steep shady slopes above approximately 1800 m. The avalanche prone locations are and are barely recognisable, even to the trained eye. Mostly the avalanches are medium-sized. At transitions from a shallow to a deep snowpack, when entering gullies and bowls for example the likelihood of avalanches being released is greater.

Below approximately 2200 m medium-sized gliding avalanches are possible. This applies on steep grassy slopes.

Snowpack

Danger patterns

dp.1: deep persistent weak layer

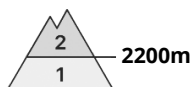
dp.7: snow-poor zones in snow-rich surrounding

The snowpack will be prone to triggering in some places. Faceted weak layers exist in the old snowpack on shady slopes, especially above the tree line, and in areas close to the tree line.

Tendency

Backcountry touring and other off-piste activities call for experience in the assessment of avalanche danger.

Danger Level 2 - Moderate



Tendency: Constant avalanche danger →
 on Saturday 11 02 2023



Persistent weak layer



Snowpack stability: **poor**
 Frequency: **few**
 Avalanche size: **medium**



Wind slab



Snowpack stability: **poor**
 Frequency: **some**
 Avalanche size: **medium**

Weakly bonded old snow requires caution.

Weak layers in the old snowpack can be released in some places by individual winter sport participants. The avalanche prone locations are to be found in all aspects above the tree line. The avalanche prone locations are barely recognisable, even to the trained eye. Mostly avalanches are medium-sized. At transitions from a shallow to a deep snowpack, when entering gullies and bowls for example the likelihood of avalanches being released is greater. In little used terrain the avalanche prone locations are more prevalent and larger.

The somewhat older wind slabs can still be released in some cases on west to north to east facing aspects above the tree line.

Backcountry touring and other off-piste activities call for experience in the assessment of avalanche danger.

Snowpack

Danger patterns

dp.6: cold, loose snow and wind

dp.1: deep persistent weak layer

Faceted weak layers exist in the snowpack, especially on shady slopes above approximately 2200 m, as well as on sunny slopes above approximately 2500 m.

The somewhat older wind slabs are lying on unfavourable layers in particular on wind-protected shady slopes.

Especially at low and intermediate altitudes only a small amount of snow is lying for the time of year. Above the tree line snow depths vary greatly, depending on the influence of the wind. On sunny slopes the snowpack will freeze during the clear night and form a strong crust, especially at low and intermediate altitudes.

Tendency

The weather conditions will give rise to slight consolidation of the snowpack. Wind slabs and weakly bonded old snow require caution.



Danger Level 1 - Low



Tendency: Constant avalanche danger →
on Saturday 11 02 2023

Individual avalanche prone locations are to be found on very steep slopes at elevated altitudes.

The hard wind slabs can be released by a single winter sport participant in isolated cases in particular on very steep shady slopes above the tree line. Caution is to be exercised adjacent to ridgelines, as well as in gullies and bowls, and behind abrupt changes in the terrain. The avalanche prone locations are rather rare and are easy to recognise. Wind slabs are to be avoided especially in terrain where there is a danger of falling.

Snowpack

Danger patterns

dp.6: cold, loose snow and wind

The snowpack will be generally well bonded. The wind slabs have bonded quite well with the old snowpack. Snow depths vary greatly, depending on the influence of the wind. Only a small amount of snow is lying for the time of year.

Tendency

Low avalanche danger will prevail.