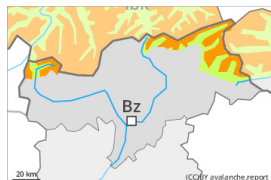


## Danger Level 3 - Considerable



**Tendency: Decreasing avalanche danger**  
 on Sunday 12 02 2023



Persistent weak layer



Snowpack stability: **poor**  
 Frequency: **some**  
 Avalanche size: **large**



Wind slab



Snowpack stability: **poor**  
 Frequency: **few**  
 Avalanche size: **medium**

Weakly bonded old snow represents the main danger. The avalanche conditions are to some extent treacherous.

Weak layers in the old snowpack can be released even now by individual winter sport participants. The avalanche prone locations are to be found in all aspects above the tree line, also in areas close to the tree line. The avalanche prone locations are barely recognisable, even to the trained eye. In little used terrain the avalanche prone locations are more prevalent. In isolated cases the avalanches are large, in particular in the regions with a lot of snow in the north. At transitions from a shallow to a deep snowpack, when entering gullies and bowls for example the likelihood of avalanches being released is greater.

As a consequence of a freshening northerly wind, mostly small wind slabs will form adjacent to ridgelines. The fresh wind slabs can be released in isolated cases on steep shady slopes.

As a consequence of warming during the day and solar radiation individual gliding avalanches and moist snow slides are possible as the day progresses.

Backcountry touring and other off-piste activities call for experience in the assessment of avalanche danger.

### Snowpack

**Danger patterns**

dp.1: deep persistent weak layer

dp.7: snow-poor zones in snow-rich surrounding

The snowpack will be in some cases prone to triggering. Faceted weak layers exist in the old snowpack in all aspects. This applies especially on steep shady slopes above the tree line, and in areas close to the tree line, also on steep sunny slopes in high Alpine regions.

Stability tests and field observations confirm that the stability of the snowpack varies greatly within a small area.

In steep terrain there is a danger of falling on the hard snow surface.

### Tendency

Sunday: The avalanche conditions remain to some extent treacherous. Slight increase in danger of gliding

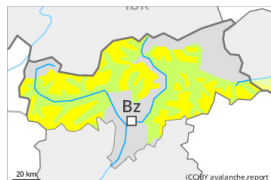


avalanches and moist snow slides as a consequence of warming during the day and solar radiation.

## Danger Level 2 - Moderate



**Tendency: Constant avalanche danger** →  
 on Sunday 12 02 2023



Persistent weak layer



Snowpack stability: **poor**  
 Frequency: **few**  
 Avalanche size: **medium**



Wind slab



Snowpack stability: **poor**  
 Frequency: **some**  
 Avalanche size: **medium**

### Weakly bonded old snow requires caution.

Weak layers in the old snowpack can be released in some places by individual winter sport participants. The avalanche prone locations are to be found in all aspects above the tree line. The avalanche prone locations are barely recognisable, even to the trained eye. Mostly avalanches are medium-sized. At transitions from a shallow to a deep snowpack, when entering gullies and bowls for example the likelihood of avalanches being released is greater. In little used terrain the avalanche prone locations are more prevalent and larger.

The somewhat older wind slabs can still be released in some cases on west to north to east facing aspects above the tree line. As a consequence of a freshening northerly wind, mostly small wind slabs will form adjacent to ridgelines.

As a consequence of warming during the day and solar radiation individual moist snow slides are possible as the day progresses.

Backcountry touring and other off-piste activities call for experience in the assessment of avalanche danger.

### Snowpack

**Danger patterns**

dp.6: cold, loose snow and wind

dp.1: deep persistent weak layer

Faceted weak layers exist in the snowpack, especially on shady slopes above approximately 2000 m, as well as on sunny slopes above approximately 2500 m.

The somewhat older wind slabs are lying on unfavourable layers in particular on wind-protected shady slopes.

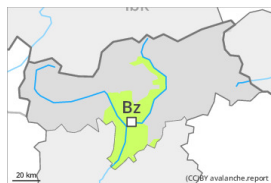
Especially at low and intermediate altitudes only a small amount of snow is lying for the time of year. Above the tree line snow depths vary greatly, depending on the influence of the wind. On sunny slopes the snowpack will freeze during the clear night and form a strong crust, especially at low and intermediate altitudes. The surface of the snowpack is frozen, but not to a significant depth and will soften during the day, especially on steep sunny slopes at low and intermediate altitudes.



## Tendency

Weakly bonded old snow represents the main danger. Slight increase in danger of moist snow slides as a consequence of warming during the day and solar radiation.

## Danger Level 1 - Low



**Tendency: Constant avalanche danger** →  
on Sunday 12 02 2023

Individual avalanche prone locations are to be found on very steep slopes at elevated altitudes.

The hard wind slabs can be released by a single winter sport participant in isolated cases in particular on very steep shady slopes above the tree line. Caution is to be exercised adjacent to ridgelines, as well as in gullies and bowls, and behind abrupt changes in the terrain. The avalanche prone locations are rather rare and are easy to recognise. Wind slabs are to be avoided especially in terrain where there is a danger of falling.

### Snowpack

**Danger patterns**

dp.6: cold, loose snow and wind

The snowpack will be generally well bonded. The wind slabs have bonded quite well with the old snowpack. Snow depths vary greatly, depending on the influence of the wind. Only a small amount of snow is lying for the time of year.

### Tendency

Low avalanche danger will prevail.