





Danger Level 2 - Moderate



Tendency: Constant avalanche danger →
on Tuesday 14 02 2023



Persistent weak layer



Snowpack stability: **poor**
Frequency: **few**
Avalanche size: **large**

Weakly bonded old snow is to be evaluated with care and prudence. As a consequence of warming during the day and the solar radiation, the likelihood of moist snow slides during the day being released will increase on extremely steep south facing slopes.

Weak layers in the old snowpack can still be released in some places by individual winter sport participants. The avalanche prone locations are rather rare but are barely recognisable, even to the trained eye. They are to be found in particular on steep shady slopes above approximately 2000 m and on steep sunny slopes above approximately 2200 m. Caution is to be exercised at transitions from a shallow to a deep snowpack, when entering gullies and bowls for example, as well as in little used terrain. Avalanches can penetrate deep layers and reach large size in isolated cases in the regions with a lot of snow.

The small wind slabs of the weekend can still be released in some cases in particular on very steep shady slopes in high Alpine regions.

On extremely steep south facing slopes individual moist snow slides are possible as a consequence of warming during the day and solar radiation.

Meticulous route selection is advisable.

Snowpack

Danger patterns

dp.1: deep persistent weak layer

dp.7: snow-poor zones in snow-rich surrounding

Faceted weak layers exist in the old snowpack, especially on shady slopes above approximately 2000 m, as well as on sunny slopes above approximately 2200 m.

Stability tests and field observations confirm that the stability of the snowpack varies greatly within a small area.

The small wind slabs of the last few days are lying on soft layers on shady slopes at elevated altitudes. The high temperatures as the day progresses will give rise to gradual softening of the snowpack over a wide area on steep sunny slopes.

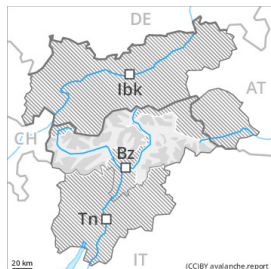
Tendency

The avalanche danger will persist.

Increase in danger of gliding avalanches and moist snow slides as a consequence of warming.



Danger Level 2 - Moderate



Tendency: Constant avalanche danger →
on Tuesday 14 02 2023



Persistent weak layer



Snowpack stability: **poor**
Frequency: **few**
Avalanche size: **medium**

Weakly bonded old snow is to be evaluated with care and prudence.

Weak layers in the old snowpack can still be released in some places by individual winter sport participants. The avalanche prone locations are to be found in all aspects above approximately 2200 m. Caution is to be exercised in particular at transitions from a shallow to a deep snowpack, when entering gullies and bowls for example, as well as in little used terrain. Mostly avalanches are medium-sized.

The small wind slabs of the weekend are to be evaluated with care and prudence in particular on very steep shady slopes.

On steep sunny slopes wet snow slides and avalanches are possible as the day progresses. Meticulous route selection is advisable.

Snowpack

Danger patterns

dp.1: deep persistent weak layer

dp.7: snow-poor zones in snow-rich surrounding

Faceted weak layers exist in the snowpack, especially on shady slopes above approximately 2200 m, as well as on sunny slopes above approximately 2500 m. Stability tests and field observations confirm that the stability of the snowpack varies greatly within a small area.

The somewhat older wind slabs are in some cases still prone to triggering.

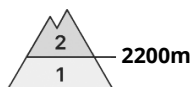
The high temperatures as the day progresses will give rise to softening of the snowpack in some places in particular on steep sunny slopes.

Tendency

As the day progresses as a consequence of warming there will be an increase in the danger of wet avalanches.



Danger Level 2 - Moderate



Tendency: Increasing avalanche danger 
 on Tuesday 14 02 2023



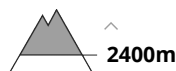
Persistent weak layer



Snowpack stability: **poor**
 Frequency: **few**
 Avalanche size: **medium**



Wind slab



Snowpack stability: **poor**
 Frequency: **some**
 Avalanche size: **medium**

Old wind slabs require caution.

Weak layers in the old snowpack can be released in some places by individual winter sport participants. The avalanche prone locations are to be found in all aspects above the tree line. The avalanche prone locations are barely recognisable, even to the trained eye. In isolated cases avalanches are medium-sized. At transitions from a shallow to a deep snowpack, when entering gullies and bowls for example the likelihood of avalanches being released is greater. The somewhat older wind slabs can still be released in some cases in all aspects above the tree line. Backcountry touring and other off-piste activities call for experience in the assessment of avalanche danger.

Snowpack

Danger patterns

dp.1: deep persistent weak layer

Faceted weak layers exist in the snowpack, especially on shady slopes above approximately 2200 m, as well as on sunny slopes above approximately 2500 m. The somewhat older wind slabs are lying on unfavourable layers in particular on wind-protected shady slopes. Especially at low and intermediate altitudes only a small amount of snow is lying for the time of year. Above the tree line snow depths vary greatly, depending on the influence of the wind. On sunny slopes the snowpack will freeze during the clear night and form a strong crust, especially at low and intermediate altitudes.

Tendency

As a consequence of warming the avalanche prone locations will become more prevalent as the day progresses.



Danger Level 1 - Low



Tendency: Increasing avalanche danger
on Tuesday 14 02 2023



Individual avalanche prone locations are to be found on very steep slopes at elevated altitudes.

The hard wind slabs can be released by a single winter sport participant in isolated cases in particular on very steep shady slopes above the tree line. Caution is to be exercised adjacent to ridgelines, as well as in gullies and bowls, and behind abrupt changes in the terrain. The avalanche prone locations are rather rare and are easy to recognise. Wind slabs are to be avoided especially in terrain where there is a danger of falling.

On steep sunny slopes wet small and medium sized avalanches are possible as the day progresses.

Snowpack

Danger patterns

dp.6: cold, loose snow and wind

The snowpack will be generally well bonded. The wind slabs have bonded quite well with the old snowpack. Snow depths vary greatly, depending on the influence of the wind. Only a small amount of snow is lying for the time of year.

The high temperatures as the day progresses will give rise to softening of the snowpack in some places in particular on steep sunny slopes.

Tendency

Low avalanche danger will prevail. As the day progresses as a consequence of warming there will be an increase in the danger of wet avalanches.