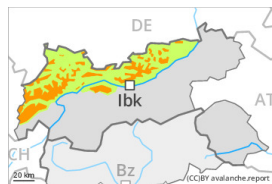


Danger Level 3 - Considerable



Tendency: Decreasing avalanche danger
on Wednesday 01 03 2023



New snow



Treeline

Snowpack stability: **poor**

Frequency: **many**

Avalanche size: **medium**

New snow and wind slabs represent the main danger.

Large quantities of fresh snow and the wind-drifted snow of the last few days represent the main danger. Avalanches can in many places be released, even by a single winter sport participant and reach medium size. Caution is to be exercised in all aspects in areas close to the tree line as well as above the tree line. Wind slabs are covered with new snow in some cases and therefore difficult to recognise. As a consequence of the solar radiation, the likelihood of slab avalanches being released will increase a little. Avalanches can additionally in isolated cases be released in the weakly bonded old snow also. These avalanche prone locations are to be found in particular on extremely steep shady slopes and at transitions from a shallow to a deep snowpack. They are very rare but are difficult to recognise. Careful route selection is recommended.

As a consequence of solar radiation more frequent loose snow avalanches are to be expected as the day progresses, especially on extremely steep slopes.

Snowpack

Danger patterns

dp.6: cold, loose snow and wind

dp.1: deep persistent weak layer

As a consequence of new snow and wind from variable directions, extensive wind slabs formed in all aspects, in particular in areas close to the tree line and above the tree line. The avalanche prone locations are covered with new snow.

In very isolated cases weak layers exist in the centre of the snowpack, especially on shady slopes above approximately 2200 m.

Tendency

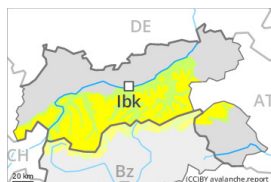
In some cases the various wind slabs have bonded still only poorly with each other and the old snowpack. The weather conditions will bring about a slow strengthening of the snow drift accumulations.

Danger Level 2 - Moderate



Treeline

Tendency: Constant avalanche danger →
 on Wednesday 01 03 2023



Wind slab

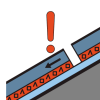


Treeline

Snowpack stability: **poor**

Frequency: **some**

Avalanche size: **medium**



Persistent weak layer



2200m

Snowpack stability: **poor**

Frequency: **few**

Avalanche size: **medium**

Wind slabs are to be evaluated with care and prudence. Weakly bonded old snow above approximately 2200 m.

The fresh and older wind slabs are to be evaluated with care and prudence in all aspects above the tree line. In the regions with a lot of snow the wind slabs are larger. These can be released by a single winter sport participant and reach medium size. As a consequence of the solar radiation, the likelihood of slab avalanches being released will increase a little.

Weak layers in the old snowpack can be released even now by individual winter sport participants, especially on the Main Alpine Ridge and to the north. The avalanche prone locations are to be found in particular on steep west, north and east facing slopes above approximately 2200 m and at transitions from a shallow to a deep snowpack. These places are rare but are difficult to recognise. Mostly avalanches are medium-sized.

Careful route selection is appropriate.

As a consequence of solar radiation loose snow avalanches are possible as the day progresses, especially on extremely steep slopes.

Snowpack

Danger patterns

dp.6: cold, loose snow and wind

dp.1: deep persistent weak layer

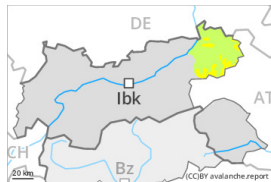
As a consequence of new snow and a moderate to strong wind from variable directions, avalanche prone wind slabs formed in the last few days in all aspects. In some cases the various wind slabs have bonded still only poorly with each other and the old snowpack.

Isolated avalanche prone weak layers exist in the centre of the snowpack in particular on very steep west, north and east facing slopes, especially between approximately 2200 and 2600 m.

Tendency

In some cases the various wind slabs have bonded still only poorly with each other and the old snowpack. The weather conditions will bring about a slow strengthening of the snow drift accumulations.

Danger Level 2 - Moderate



Tendency: Constant avalanche danger →
on Wednesday 01 03 2023



Wind slab



Snowpack stability: **poor**

Frequency: **some**

Avalanche size: **medium**

Wind slabs are to be evaluated with care and prudence.

The fresh and older wind slabs are to be evaluated with care and prudence in all aspects above approximately 1600 m. These are in some cases extensive and can be released easily. Mostly avalanches are medium-sized. In the regions exposed to heavier precipitation the avalanche danger is a little higher. In addition in particular in the regions exposed to heavier precipitation, individual gliding avalanches are possible. As a consequence of the solar radiation, the likelihood of loose snow avalanches being released will increase for a while in particular on extremely steep slopes.

Snowpack

Danger patterns

dp.6: cold, loose snow and wind

dp.1: deep persistent weak layer

As a consequence of new snow and a moderate to strong wind from variable directions, avalanche prone wind slabs formed in all aspects, in particular above approximately 1600 m. In some cases the various wind slabs have bonded still only poorly with each other and the old snowpack.

In very isolated cases weak layers exist in the centre of the snowpack, especially on shady slopes above approximately 2200 m.

Tendency

In some cases the various wind slabs have bonded still only poorly with each other and the old snowpack. The weather conditions will bring about a slow strengthening of the snow drift accumulations.

Danger Level 1 - Low



Tendency: Constant avalanche danger →

on Wednesday 01 03 2023

Currently there are favourable conditions generally.

Single winter sport participants can release avalanches only in isolated cases. The avalanche prone locations for dry avalanches are to be found in particular on extremely steep shady slopes and at transitions from a shallow to a deep snowpack. They are very rare but are difficult to recognise. In many places there is a danger of falling on the hard snow surface.

Snowpack

Danger patterns

dp.1: deep persistent weak layer

The snowpack is largely stable and its surface has a crust that is strong in many cases. The solar radiation will give rise as the day progresses to slight moistening of the snowpack, especially at low and intermediate altitudes.

In very isolated cases weak layers exist in the centre of the snowpack, especially on shady slopes above approximately 2200 m, and on sunny slopes at elevated altitudes.

The snowpack will be subject to considerable local variations above the tree line. Over a wide area only a small amount of snow is lying for the time of year.

Tendency

Continuous warming. The backcountry touring conditions remain mostly favourable.