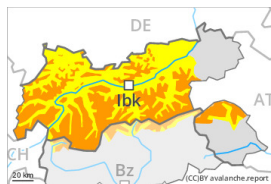


Danger Level 3 - Considerable



Tendency: Constant avalanche danger →
 on Tuesday 18 04 2023



New snow



Snowpack stability: **poor**

Frequency: **some**

Avalanche size: **large**



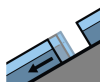
Persistent weak layer



Snowpack stability: **poor**

Frequency: **few**

Avalanche size: **large**



Gliding snow



Snowpack stability: **very poor**

Frequency: **few**

Avalanche size: **medium**

New snow represents the main danger. Weakly bonded old snow at elevated altitudes.

The large quantity of fresh snow of the last few days and the sometimes large wind slabs can be released by a single winter sport participant. The avalanche prone locations are to be found in particular in steep terrain above approximately 2400 m. The number and size of avalanche prone locations will increase in the high Alpine regions. Caution is to be exercised in gullies and bowls, and behind abrupt changes in the terrain. The avalanche prone locations are sometimes covered with new snow and are difficult to recognise.

In isolated cases avalanches can also release deeper layers of the snowpack and reach large size, especially on very steep west, north and east facing slopes above approximately 2400 m.

On extremely steep slopes more loose snow avalanches are possible, even medium-sized ones, in the event of prolonged bright spells in particular. In addition in particular in the regions exposed to heavier precipitation, gliding avalanches are possible, especially on steep grassy slopes at intermediate and high altitudes.

Snowpack

Danger patterns

dp.6: cold, loose snow and wind

dp.4: cold following warm / warm following cold

The snowpack will be prone to triggering in some places. In some places new snow and wind slabs are lying on soft layers. The various wind slabs have bonded poorly together, in particular at elevated altitudes. Faceted weak layers exist in the old snowpack on very steep west, north and east facing slopes, especially above approximately 2400 m on the Main Alpine Ridge. Isolated whumpfung sounds and performed ECTs confirm the unfavourable bonding of the snowpack in the regions exposed to substantial precipitation. The weather conditions gave rise to slight moistening of the snowpack over a wide area below approximately

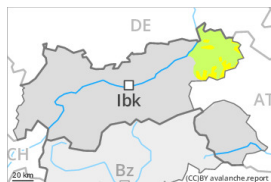


2400 m.

Tendency

The weather conditions will bring about a gradual strengthening of the snowpack.

Danger Level 2 - Moderate



Tendency: Constant avalanche danger →
on Tuesday 18 04 2023



New snow



Snowpack stability: **poor**

Frequency: **some**

Avalanche size: **medium**

New snow represents the main danger.

The fresh snow and the wind slabs formed by the wind can be released by a single winter sport participant in isolated cases. The avalanche prone locations are to be found in all aspects above approximately 1600 m, caution is to be exercised in particular in gullies and bowls, and behind abrupt changes in the terrain. The avalanche prone locations are sometimes covered with new snow and are difficult to recognise. Avalanches can in many cases reach medium size.

On extremely steep slopes more loose snow avalanches are to be expected.

Gliding avalanches can also occur, especially on steep grassy slopes in the regions exposed to heavier precipitation.

Experience and restraint are required.

Snowpack

Danger patterns

dp.6: cold, loose snow and wind

dp.2: gliding snow

The snowpack will be prone to triggering in some places. New snow and wind slabs are lying mostly on soft layers, in particular at elevated altitudes. In some cases the various wind slabs have bonded poorly together. Isolated whumpfung sounds and shooting cracks when stepping on the snowpack indicate the unfavourable bonding of the snowpack on very steep slopes.

Tendency

The weather conditions will bring about a gradual strengthening of the snowpack.

Danger Level 2 - Moderate



Tendency: Constant avalanche danger →
on Tuesday 18 04 2023



Wind slab



Snowpack stability: **poor**

Frequency: **some**

Avalanche size: **medium**

Wind slabs represent the main danger.

Fresh and somewhat older wind slabs can be released by a single winter sport participant on very steep shady slopes above approximately 2200 m. Avalanches can reach medium size. In high Alpine regions the avalanche prone locations are a little more prevalent and exist in all aspects. This also applies in the regions neighbouring those that are subject to danger level 3 (considerable) on the Main Alpine Ridge and in the Ortler Range. Avalanche prone locations are to be found in gullies and bowls, and behind abrupt changes in the terrain. The wind slabs are to be bypassed as far as possible.

As a consequence of solar radiation only isolated mostly small loose snow avalanches are possible, especially on extremely steep sunny slopes. In addition in particular in the regions exposed to heavier precipitation, individual small gliding avalanches are possible.

Snowpack

Danger patterns

dp.6: cold, loose snow and wind

dp.2: gliding snow

The snowpack will be prone to triggering in some places. As a consequence of a sometimes strong wind from northerly directions, extensive wind slabs formed in the last few days especially in the regions exposed to the foehn wind. In some cases the various wind slabs have bonded still only poorly together, in particular on shady slopes above approximately 2200 m.

In very isolated cases weak layers exist in the old snowpack on very steep shady slopes. This applies in particular on the Main Alpine Ridge.

Tendency

The danger of dry avalanches will decrease gradually. The somewhat older wind slabs are in individual cases still prone to triggering at elevated altitudes.