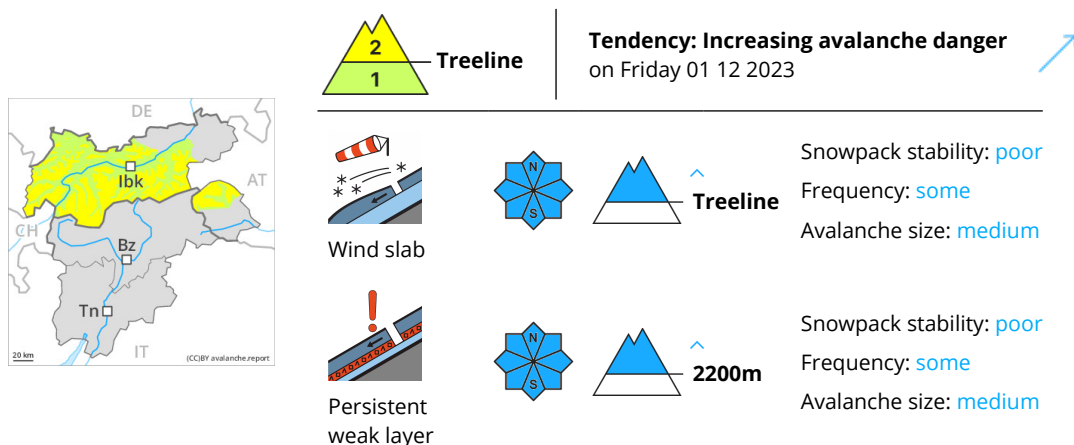


Danger Level 2 - Moderate



Wind slabs and weakly bonded old snow require caution.

The fresh and older wind slabs remain prone to triggering. Avalanche prone locations are to be found above the tree line and in areas close to the tree line. Caution is to be exercised in particular adjacent to ridgelines and in gullies and bowls. Avalanches are medium-sized.

Additionally avalanches can also be triggered in the old snowpack, especially on very steep slopes above approximately 2200 m. Experience in the assessment of avalanche danger is required.

On steep grassy slopes more small and, in isolated cases, medium-sized gliding avalanches are possible. This applies in particular in the regions with a lot of snow.

Snowpack

Danger patterns

dp.6: cold, loose snow and wind

dp.4: cold following warm / warm following cold

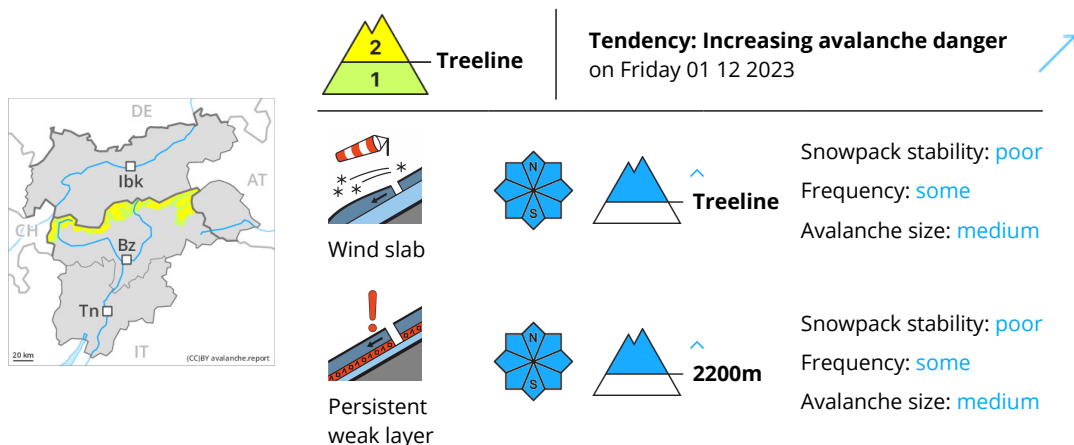
Some snow will fall in some regions. The snowpack will be subject to considerable local variations. Snow depths vary greatly above the tree line, depending on the influence of the wind.

The new snow and wind slabs remain prone to triggering above the tree line. Faceted weak layers exist in the centre of the snowpack. This applies in particular above approximately 2200 m. Shooting cracks when stepping on the snowpack and whumpfung sounds confirm the unfavourable bonding of the snowpack.

Tendency

Over a wide area 15 to 30 cm of snow, and even more in some localities, will fall on Friday. As a consequence of new snow and strong wind there will be an increase in the avalanche danger. Wind slabs and weakly bonded old snow require caution.

Danger Level 2 - Moderate



Wind slabs and weakly bonded old snow require caution.

The fresh and older wind slabs remain prone to triggering. Avalanche prone locations are to be found above the tree line and in areas close to the tree line. Caution is to be exercised in particular adjacent to ridgelines and in gullies and bowls. Avalanches are medium-sized.

Additionally avalanches can also be triggered in the old snowpack, especially on very steep slopes above approximately 2200 m. Experience in the assessment of avalanche danger is required.

On steep grassy slopes more small and, in isolated cases, medium-sized gliding avalanches are possible. This applies in particular in the regions with a lot of snow.

Snowpack

Danger patterns

dp.6: cold, loose snow and wind

dp.4: cold following warm / warm following cold

Some snow will fall in some regions. The snowpack will be subject to considerable local variations. Snow depths vary greatly above the tree line, depending on the influence of the wind.

The new snow and wind slabs remain prone to triggering above the tree line. Faceted weak layers exist in the centre of the snowpack. This applies in particular above approximately 2200 m above approximately 2800 m. Shooting cracks when stepping on the snowpack and whumpfung sounds confirm the unfavourable bonding of the snowpack.

Tendency

Over a wide area 15 to 30 cm of snow, and even more in some localities, will fall on Friday. As a consequence of new snow and strong wind there will be an increase in the avalanche danger. Wind slabs and weakly bonded old snow require caution.



Danger Level 2 - Moderate



Tendency: Increasing avalanche danger
on Friday 01 12 2023



Wind slab



Treeline

Snowpack stability: **poor**

Frequency: **some**

Avalanche size: **medium**

Fresh wind slabs require caution.

As a consequence of new snow and a storm force northwesterly wind, avalanche prone wind slabs formed in the last few days especially in gullies and bowls and behind abrupt changes in the terrain. The fresh and older wind slabs are to be evaluated with care and prudence above the tree line. These can be released by a single winter sport participant in some cases in all aspects above the tree line. Avalanches are medium-sized. Individual avalanche prone locations are to be found also in areas close to the tree line.

Snowpack

Danger patterns

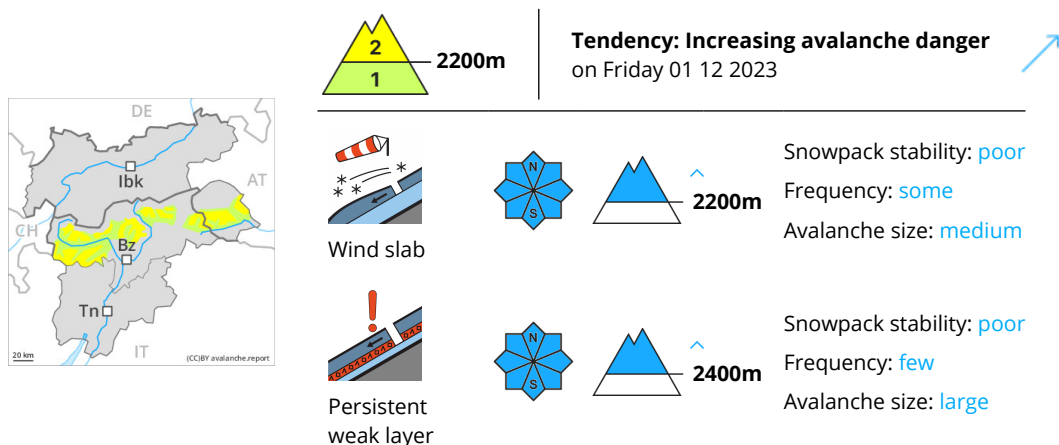
dp.6: cold, loose snow and wind

The new snow and wind slabs remain in some cases prone to triggering above the tree line. This also applies in areas close to the tree line. The new snow and wind slabs will be deposited on soft layers on wind-protected shady slopes at elevated altitudes.

Tendency

Over a wide area 15 to 30 cm of snow, and even more in some localities, will fall on Friday. As a consequence of new snow and strong wind there will be an increase in the avalanche danger.

Danger Level 2 - Moderate



Fresh wind slabs require caution. Weakly bonded old snow at high altitudes and in high Alpine regions.

As a consequence of new snow and a strong southwesterly wind, avalanche prone wind slabs will form on Thursday especially in gullies and bowls and behind abrupt changes in the terrain. The fresh wind slabs can be released even by a single winter sport participant in all aspects at high altitudes and in high Alpine regions. In regions neighbouring those that are subject to danger level 3 (considerable) the avalanche prone locations are more prevalent.

Weakly bonded old snow: In isolated cases avalanches can be released in deep layers of the snowpack and reach quite a large size, especially on steep shady slopes above approximately 2400 m, as well as on steep sunny slopes above approximately 2800 m.

Apart from the danger of being buried, restraint should be exercised as well in view of the danger of avalanches sweeping people along and giving rise to falls.

The Avalanche Warning Service currently has only a small amount of information, so that the avalanche danger should be investigated especially thoroughly in the relevant locality.

Snowpack

Danger patterns

dp.6: cold, loose snow and wind

dp.1: deep persistent weak layer

Some snow will fall in some regions. The new snow and wind slabs are in some cases still prone to triggering above the tree line. The new snow and wind slabs will be deposited on soft layers on wind-protected shady slopes at elevated altitudes.

Faceted weak layers exist in the old snowpack, especially on steep shady slopes above approximately 2400 m, as well as on steep sunny slopes above approximately 2800 m.

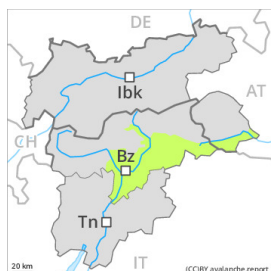
The snowpack will be subject to considerable local variations. Snow depths vary greatly above the tree line, depending on the influence of the wind.

Tendency



Over a wide area 15 to 30 cm of snow, and even more in some localities, will fall on Friday. As a consequence of new snow and strong wind there will be an increase in the avalanche danger. Fresh wind slabs represent the main danger.

Danger Level 1 - Low



Tendency: Increasing avalanche danger
on Friday 01 12 2023



Wind slab



2400m

Snowpack stability: **poor**

Frequency: **few**

Avalanche size: **small**

Fresh wind slabs are to be avoided.

As a consequence of new snow and a strong southwesterly wind, wind slabs will form on Thursday especially in gullies and bowls and behind abrupt changes in the terrain. The mostly small wind slabs can be released by a single winter sport participant especially on very steep shady slopes at high altitudes and in high Alpine regions. The avalanche prone locations are rather rare. Restraint should be exercised because avalanches can sweep people along and give rise to falls.

The Avalanche Warning Service currently has only a small amount of information, so that the avalanche danger should be investigated especially thoroughly in the relevant locality.

Snowpack

Danger patterns

dp.6: cold, loose snow and wind

Some snow will fall on Thursday in some regions. From a snow sport perspective, in most cases insufficient snow is lying.

The old snowpack is largely stable and its surface has a crust, in particular on steep sunny slopes in all altitude zones, as well as on shady slopes below approximately 2400 m.

The snowpack will be subject to considerable local variations. Snow depths vary greatly above the tree line, depending on the influence of the wind.

Tendency

10 to 20 cm of snow, and even more in some localities, will fall on Friday. As a consequence of new snow and wind there will be an increase in the avalanche danger.