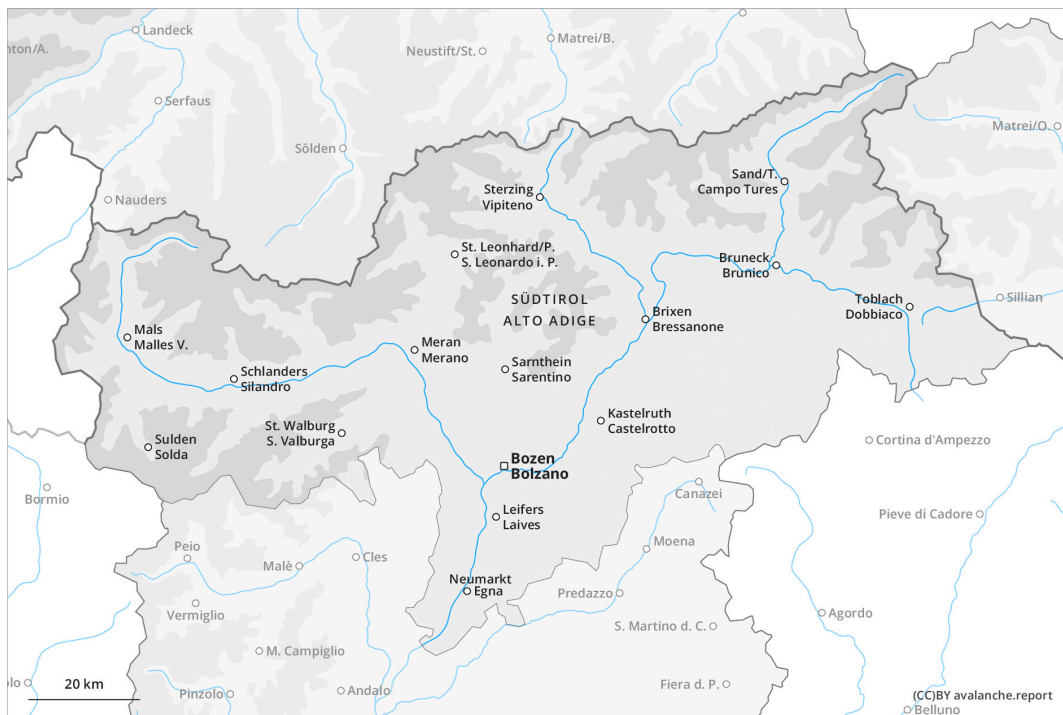
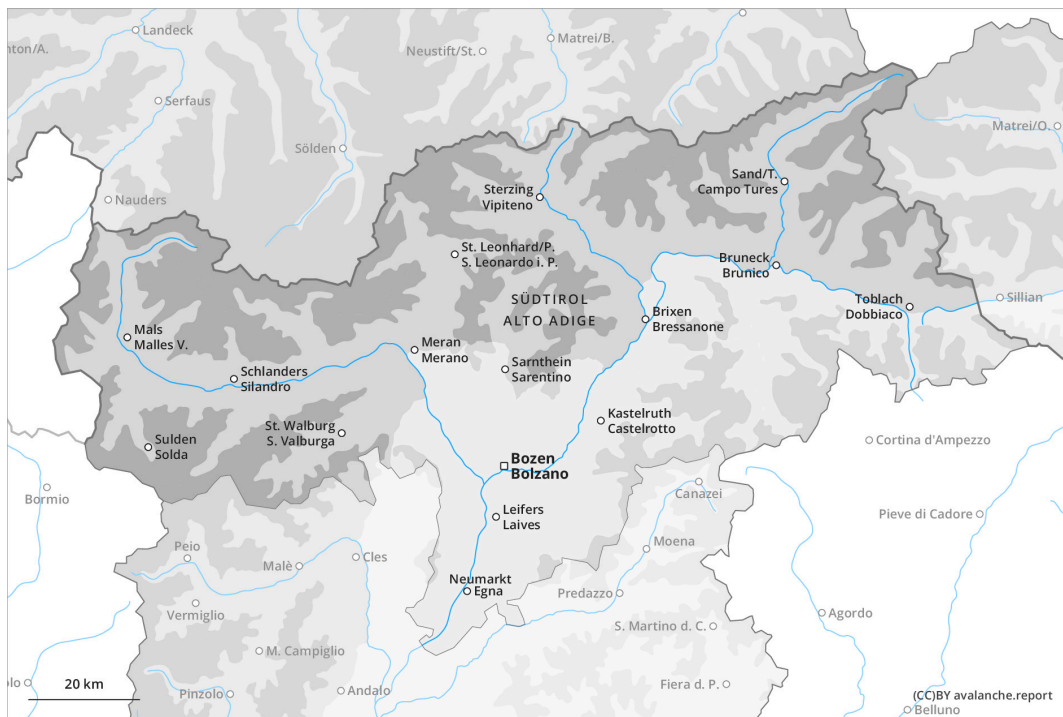




AM



PM

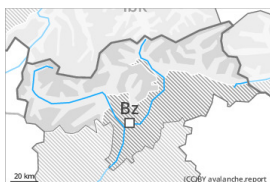


Danger Level 3 - Considerable

AM:



Tendency: Increasing avalanche danger
 on Saturday 02 12 2023



Wind slab



Treeline

Snowpack stability: **poor**
 Frequency: **some**
 Avalanche size: **medium**



Persistent weak layer



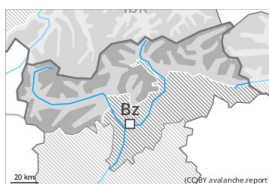
2200m

Snowpack stability: **poor**
 Frequency: **some**
 Avalanche size: **medium**

PM:



Tendency: Increasing avalanche danger
 on Saturday 02 12 2023



New snow



Treeline

Snowpack stability: **very poor**
 Frequency: **some**
 Avalanche size: **medium**

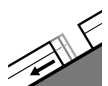


Persistent weak layer



2200m

Snowpack stability: **poor**
 Frequency: **some**
 Avalanche size: **large**



Gliding snow



2400m

Snowpack stability: **very poor**
 Frequency: **few**
 Avalanche size: **medium**

As the day progresses as a consequence of new snow and wind there will be a gradual increase in the danger.

Afternoon: The fresh snow and the sometimes large wind slabs that are forming over a wide area can be released easily, or, in isolated cases naturally. Avalanche prone locations are to be found above the tree line and in areas close to the tree line. They are sometimes covered with new snow and are therefore difficult to recognise. Caution is to be exercised in particular adjacent to ridgelines and in gullies and bowls. Mostly avalanches are medium-sized.

Additionally avalanches can also be triggered in the old snowpack, especially on very steep slopes above approximately 2200 m. Avalanche prone locations are to be found in particular in places that are protected from the wind above approximately 2200 m. Experience in the assessment of avalanche danger is required.



On steep grassy slopes more small and, in isolated cases, medium-sized gliding avalanches are possible. This applies in particular in the regions with a lot of snow.

Snowpack

Danger patterns

dp.6: cold, loose snow and wind

dp.4: cold following warm / warm following cold

Over a wide area 20 to 40 cm of snow will fall from midday. From the Venediger Range to the Glockner Range up to 60 cm of snow will fall. The sometimes strong wind will transport the new snow. The new snow and wind slabs will be deposited on soft layers. This applies especially in places that are protected from the wind.

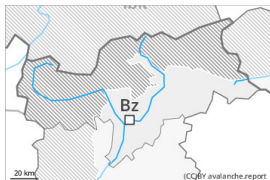
In its middle, the snowpack is faceted and weak. This applies in particular above the tree line, and below approximately 2600 m. Field observations and whumpfung sounds and the formation of shooting cracks when stepping on the snowpack confirm the unfavourable bonding of the snowpack. Snow depths vary greatly above the tree line, depending on the influence of the wind.


Tendency

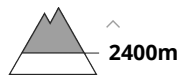
Over a wide area 10 to 20 cm of snow will fall on Saturday. Especially in the east 30 to 50 cm of snow will fall. As a consequence of new snow and strong wind there will be an additional increase in the avalanche danger. Wind slabs and weakly bonded old snow require caution. A sometimes critical avalanche situation will prevail.

Danger Level 2 - Moderate

AM:

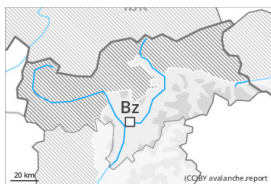


Tendency: Increasing avalanche danger 
 on Saturday 02 12 2023



Snowpack stability: **poor**
 Frequency: **few**
 Avalanche size: **small**

PM:



Treeline

Tendency: Increasing avalanche danger 
 on Saturday 02 12 2023



Snowpack stability: **poor**
 Frequency: **some**
 Avalanche size: **small**

Fresh wind slabs are to be evaluated critically.

As a consequence of new snow and a strong southwesterly wind, wind slabs will form on Friday especially in gullies and bowls and behind abrupt changes in the terrain. The wind slabs can be released by a single winter sport participant in all aspects above the tree line. As the snowfall becomes more intense the prevalence and size of the avalanche prone locations will increase as the day progresses. Apart from the danger of being buried, restraint should be exercised as well in view of the danger of avalanches sweeping people along and giving rise to falls.

The Avalanche Warning Service currently has only a small amount of information, so that the avalanche danger should be investigated especially thoroughly in the relevant locality.

Snowpack

Danger patterns

dp.6: cold, loose snow and wind

15 to 30 cm of snow will fall on Friday, in particular above the tree line.

The old snowpack is largely stable and its surface has a crust, in particular on steep sunny slopes in all altitude zones, as well as on shady slopes below approximately 2400 m.

The snowpack will be subject to considerable local variations. Snow depths vary greatly above the tree line, depending on the influence of the wind.

Tendency

As a consequence of new snow and wind there will be an increase in the avalanche danger. Over a wide area 15 to 30 cm of snow will fall on Saturday. In the Sexten Dolomites and in the Lienzer Dolomites in some localities up to 50 cm of snow will fall. A critical avalanche situation will be encountered in some regions.