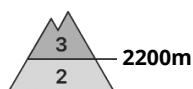




Danger Level 3 - Considerable



Tendency: Decreasing avalanche danger
on Thursday 07 12 2023



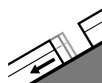
Persistent weak layer



Snowpack stability: **poor**

Frequency: **some**

Avalanche size: **large**



Gliding snow



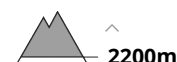
Snowpack stability: **very poor**

Frequency: **few**

Avalanche size: **medium**



Wind slab



Snowpack stability: **poor**

Frequency: **some**

Avalanche size: **medium**

Weakly bonded old snow and gliding snow require caution.

Weak layers in the old snowpack can be released in some places at transitions from a shallow to a deep snowpack, when entering gullies and bowls for example. This applies on very steep slopes above approximately 2200 m. Avalanches can reach large size in isolated cases. Meticulous route selection is recommended.

In addition an appreciable danger of gliding avalanches exists. This applies on steep grassy slopes below approximately 2400 m. Areas with glide cracks are to be avoided.

The fresh wind slabs are prone to triggering in particular on northwest to north to east facing aspects above approximately 2200 m. Caution is to be exercised in particular adjacent to ridgelines.

Snowpack

Danger patterns

dp.4: cold following warm / warm following cold

dp.2: gliding snow

Faceted weak layers exist in the centre of the snowpack in particular above approximately 2200 m. The fresh wind slabs are lying on soft layers in particular on near-ridge shady slopes at high altitudes and in high Alpine regions.

A lot of snow is lying for the time of year.

Tendency

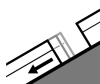
The avalanche danger will decrease gradually.



Danger Level 2 - Moderate



Tendency: Constant avalanche danger →
on Thursday 07 12 2023



Gliding snow



Snowpack stability: **very poor**

Frequency: **few**

Avalanche size: **medium**



Wind slab



2200m

Snowpack stability: **poor**

Frequency: **some**

Avalanche size: **medium**

Wind slabs and gliding snow require caution.

As a consequence of a sometimes strong wind, avalanche prone wind slabs formed in particular above approximately 2200 m. Avalanche prone locations are to be found in particular adjacent to ridgelines and in gullies and bowls, and behind abrupt changes in the terrain. Avalanches can reach medium size. Fresh wind slabs are to be avoided.

On steep grassy slopes more medium-sized gliding avalanches are possible. Areas with glide cracks are to be avoided.

Snowpack

Danger patterns

dp.2: gliding snow

dp.6: cold, loose snow and wind

A lot of snow is lying for the time of year.

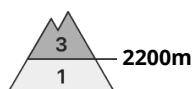
The fresh wind slabs are lying on soft layers above approximately 2200 m. They are in some cases prone to triggering. The old snowpack is largely stable.

Tendency

The avalanche danger will persist.



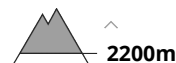
Danger Level 3 - Considerable



Tendency: Decreasing avalanche danger
on Thursday 07 12 2023



Persistent
weak layer



Snowpack stability: **poor**
Frequency: **some**
Avalanche size: **large**



Wind slab



Snowpack stability: **poor**
Frequency: **some**
Avalanche size: **medium**

Wind slabs and weakly bonded old snow require caution.

Weak layers in the old snowpack can be released in some places by winter sport participants at transitions from a shallow to a deep snowpack, when entering gullies and bowls for example. This applies on very steep slopes above approximately 2200 m. Avalanches can reach large size in isolated cases. Meticulous route selection is recommended.

The fresh wind slabs are prone to triggering in particular on northwest to north to east facing aspects above approximately 2200 m. Caution is to be exercised in particular adjacent to ridgelines.

In addition a latent danger of gliding avalanches exists. This applies on steep grassy slopes below approximately 2400 m. Areas with glide cracks are to be avoided.

Snowpack

Danger patterns

dp.4: cold following warm / warm following cold

dp.6: cold, loose snow and wind

Faceted weak layers exist in the centre of the snowpack in particular above approximately 2200 m. The fresh wind slabs are lying on soft layers in particular on near-ridge shady slopes at high altitudes and in high Alpine regions.

The new snow is lying on a crust below approximately 2600 m. Towards its base, the snowpack is moist, in particular below approximately 2500 m.

Tendency

The avalanche danger will decrease gradually.



Danger Level 2 - Moderate



Tendency: Constant avalanche danger →
on Thursday 07 12 2023



Wind slab



Snowpack stability: **poor**

Frequency: **some**

Avalanche size: **medium**

Fresh wind slabs are to be evaluated with care and prudence.

Fresh and somewhat older wind slabs remain prone to triggering above approximately 2200 m. Avalanche prone locations are to be found in particular adjacent to ridgelines and in gullies and bowls, and behind abrupt changes in the terrain. The prevalence of avalanche prone locations and likelihood of triggering will increase with altitude.

Snowpack

Danger patterns

dp.6: cold, loose snow and wind

The fresh wind slabs are lying on soft layers above approximately 2200 m. The old snowpack is largely stable. The new snow is lying on a crust below approximately 2600 m.

Towards its base, the snowpack is moist, in particular at low and intermediate altitudes. From a snow sport perspective, in most cases insufficient snow is lying.

Tendency

Wind slabs require caution.