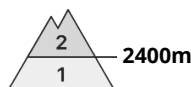


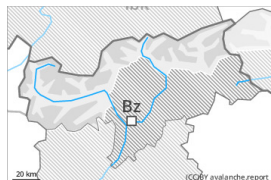




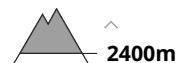
Danger Level 2 - Moderate



Tendency: Constant avalanche danger →
on Friday 08 12 2023



Persistent weak layer



Snowpack stability: **poor**
Frequency: **few**
Avalanche size: **large**



Wind slab



Snowpack stability: **poor**
Frequency: **some**
Avalanche size: **medium**

Wind slabs and weakly bonded old snow require caution.

Weak layers in the old snowpack can be released especially by large additional loads at transitions from a shallow to a deep snowpack, when entering gullies and bowls for example. This applies on very steep slopes above approximately 2400 m. Avalanches can reach large size in isolated cases.

The no longer entirely fresh wind slabs are in some cases still prone to triggering in particular on northwest to north to east facing aspects above approximately 2400 m. Caution is to be exercised in particular adjacent to ridgelines.

On steep grassy slopes more small and, in isolated cases, medium-sized gliding avalanches are possible. This applies in particular in the regions with a lot of snow.

Snowpack

Danger patterns

dp.7: snow-poor zones in snow-rich surrounding

dp.6: cold, loose snow and wind

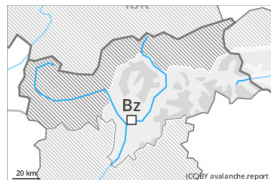
Faceted weak layers exist in the centre of the snowpack in particular above approximately 2400 m. The fresh and somewhat older wind slabs are lying on soft layers in particular on shady slopes at elevated altitudes. The new snow and wind slabs are lying on a crust below approximately 2600 m. Towards its base, the snowpack is moist, in particular below approximately 2400 m.

Tendency

The avalanche danger will persist.



Danger Level 2 - Moderate



Tendency: Constant avalanche danger →
on Friday 08 12 2023



Wind slab



Snowpack stability: **poor**

Frequency: **some**

Avalanche size: **medium**

Wind slabs require caution.

Fresh and somewhat older wind slabs remain in some cases prone to triggering above approximately 2400 m. Avalanche prone locations are to be found in particular adjacent to ridgelines and in gullies and bowls, and behind abrupt changes in the terrain. Mostly avalanches are medium-sized.

Snowpack

Danger patterns

dp.6: cold, loose snow and wind

The fresh and somewhat older wind slabs are lying on soft layers in particular on shady slopes at elevated altitudes. The old snowpack is largely stable. The new snow and wind slabs are lying on a crust below approximately 2600 m. In steep terrain there is a danger of falling on the icy crust. The snowpack will be subject to considerable local variations. Snow depths vary greatly above the tree line, depending on the influence of the wind.

Low and intermediate altitudes: Towards its base, the snowpack is moist. From a snow sport perspective, in most cases insufficient snow is lying.

Tendency

Wind slabs require caution.