



Danger Level 2 - Moderate



Tendency: Constant avalanche danger →
 on Saturday 09 12 2023

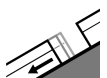


Persistent weak layer



2200m

Snowpack stability: **poor**
 Frequency: **few**
 Avalanche size: **large**



Gliding snow



2400m

Snowpack stability: **very poor**
 Frequency: **few**
 Avalanche size: **medium**



Wind slab



2400m

Snowpack stability: **poor**
 Frequency: **some**
 Avalanche size: **medium**

Weakly bonded old snow and gliding snow require caution.

Weak layers in the old snowpack can be released especially by large additional loads in particular at transitions from a shallow to a deep snowpack, when entering gullies and bowls for example. This applies on very steep slopes above approximately 2200 m. Avalanches can reach large size in isolated cases. Meticulous route selection is recommended.

In addition an appreciable danger of gliding avalanches exists. This applies on steep grassy slopes below approximately 2400 m. Areas with glide cracks are to be avoided.

The fresh wind slabs are prone to triggering in particular on northwest to north to east facing aspects above approximately 2400 m. Caution is to be exercised in particular adjacent to ridgelines.

Snowpack

Danger patterns

dp.4: cold following warm / warm following cold

dp.2: gliding snow

Faceted weak layers exist in the centre of the snowpack in particular above approximately 2200 m. The fresh wind slabs are lying on soft layers in particular on near-ridge shady slopes at high altitudes and in high Alpine regions.

Some snow will fall. A lot of snow is lying for the time of year.

Tendency

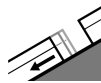
The avalanche danger will persist.



Danger Level 2 - Moderate



Tendency: Constant avalanche danger →
on Saturday 09 12 2023



Gliding snow



Snowpack stability: **very poor**

Frequency: **few**

Avalanche size: **medium**

Gliding snow represents the main danger.

More small and medium-sized gliding avalanches and snow slides are possible in all altitude zones. Areas with glide cracks are to be avoided.

The wind slabs of the last few days have bonded quite well with the old snowpack. Individual avalanche prone locations are to be found especially on very steep shady slopes above approximately 2400 m. Caution is to be exercised in particular adjacent to ridgelines.

Snowpack

Danger patterns

dp.2: gliding snow

Some snow will fall. The snowpack is largely stable. The snowpack will become increasingly moist. A lot of snow is lying for the time of year.

Tendency

The avalanche danger will persist.

Danger Level 2 - Moderate



Tendency: Constant avalanche danger →
on Saturday 09 12 2023



Wind slab



Snowpack stability: **poor**

Frequency: **some**

Avalanche size: **medium**

Wind slabs require caution.

Fresh and somewhat older wind slabs remain in some cases prone to triggering above approximately 2400 m. Avalanche prone locations are to be found in particular adjacent to ridgelines and in gullies and bowls, and behind abrupt changes in the terrain. In isolated cases avalanches are medium-sized.

Snowpack

Danger patterns

dp.6: cold, loose snow and wind

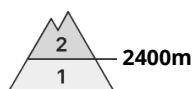
The fresh and somewhat older wind slabs are lying on soft layers in particular on shady slopes at elevated altitudes. The old snowpack is largely stable. The new snow and wind slabs are lying on a crust below approximately 2600 m. In steep terrain there is a danger of falling on the icy crust. The snowpack will be subject to considerable local variations. Snow depths vary greatly above the tree line, depending on the influence of the wind.

From a snow sport perspective, in most cases insufficient snow is lying.

Tendency

Wind slabs require caution.

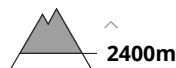
Danger Level 2 - Moderate



Tendency: Constant avalanche danger →
 on Saturday 09 12 2023



Persistent weak layer



Snowpack stability: **poor**
 Frequency: **few**
 Avalanche size: **large**



Wind slab



Snowpack stability: **poor**
 Frequency: **some**
 Avalanche size: **medium**

Wind slabs and weakly bonded old snow require caution.

Weak layers in the old snowpack can be released especially by large additional loads in particular at transitions from a shallow to a deep snowpack, when entering gullies and bowls for example. This applies on very steep slopes above approximately 2400 m. Avalanches can reach large size in isolated cases.

The no longer entirely fresh wind slabs are in some cases still prone to triggering in particular on northwest to north to east facing aspects above approximately 2400 m. Caution is to be exercised in particular adjacent to ridgelines.

On steep grassy slopes more small and, in isolated cases, medium-sized gliding avalanches are possible. This applies in particular in the regions with a lot of snow.

Snowpack

Danger patterns

dp.7: snow-poor zones in snow-rich surrounding

dp.6: cold, loose snow and wind

Faceted weak layers exist in the centre of the snowpack in particular above approximately 2400 m. The fresh and somewhat older wind slabs are lying on soft layers in particular on shady slopes at elevated altitudes. The new snow and wind slabs are lying on a crust below approximately 2600 m. Towards its base, the snowpack is moist, in particular below approximately 2400 m.

Tendency

The avalanche danger will persist.