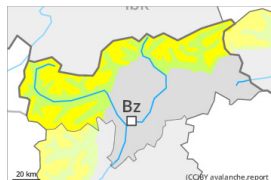


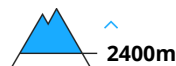
Danger Level 2 - Moderate



Tendency: Constant avalanche danger →
 on Sunday 10 12 2023



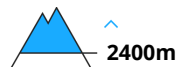
Persistent weak layer



Snowpack stability: **fair**
 Frequency: **few**
 Avalanche size: **large**



Wind slab



Snowpack stability: **poor**
 Frequency: **some**
 Avalanche size: **medium**

Wind slabs and weakly bonded old snow require caution.

Weak layers in the old snowpack can be released especially by large additional loads in particular at transitions from a shallow to a deep snowpack, when entering gullies and bowls for example. This applies on very steep slopes above approximately 2400 m. Avalanches can reach large size in isolated cases.

The fresh and older wind slabs are in some cases prone to triggering in particular on northwest to north to southeast facing aspects above approximately 2400 m. Caution is to be exercised in particular adjacent to ridgelines.

On steep grassy slopes more small and, in isolated cases, medium-sized gliding avalanches are possible. This applies in particular in the regions with a lot of snow.

Snowpack

Danger patterns

dp.7: snow-poor zones in snow-rich surrounding

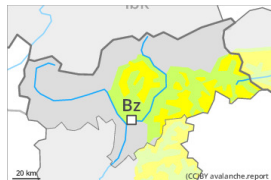
dp.6: cold, loose snow and wind

Faceted weak layers exist in the centre of the snowpack in particular above approximately 2400 m. The fresh and somewhat older wind slabs are lying on soft layers in particular on shady slopes at elevated altitudes. The new snow and wind slabs are lying on a crust below approximately 2600 m. As a consequence of new snow and wind the wind slabs will increase in size moderately towards the evening. Towards its base, the snowpack is moist, in particular below approximately 2400 m.

Tendency

The avalanche danger will persist. As a consequence of new snow and a strong to storm force wind from northwesterly directions, further wind slabs will form.

Danger Level 2 - Moderate



Tendency: Constant avalanche danger →
on Sunday 10 12 2023



Wind slab



Snowpack stability: **poor**

Frequency: **some**

Avalanche size: **medium**

Wind slabs require caution.

Fresh and somewhat older wind slabs remain in some cases prone to triggering above approximately 2400 m. Avalanche prone locations are to be found in particular adjacent to ridgelines and in gullies and bowls, and behind abrupt changes in the terrain. In isolated cases avalanches are medium-sized.

Snowpack

Danger patterns

dp.6: cold, loose snow and wind

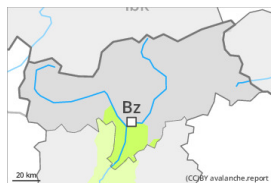
The fresh and somewhat older wind slabs are lying on soft layers in particular on shady slopes at elevated altitudes. The old snowpack is largely stable. The new snow and wind slabs are lying on a crust below approximately 2600 m. In steep terrain there is a danger of falling on the icy crust. The snowpack will be subject to considerable local variations. Snow depths vary greatly above the tree line, depending on the influence of the wind.

From a snow sport perspective, in most cases insufficient snow is lying.

Tendency

Wind slabs require caution.

Danger Level 1 - Low



Tendency: Constant avalanche danger →
on Sunday 10 12 2023

From a snow sport perspective, in most cases insufficient snow is lying.

Avalanches can in isolated cases be released, in particular by large loads. This applies in particular on very steep shady slopes at elevated altitudes, and at transitions from a shallow to a deep snowpack, when entering gullies and bowls for example. Wind slabs are clearly recognisable to the trained eye. Mostly avalanches are small.

Snowpack

Thus far only a little snow is lying. Wind slabs are to be found in particular adjacent to ridgelines and in gullies and bowls and at elevated altitudes. They are mostly small.

Tendency

Fresh wind slabs require caution.