

Danger Level 3 - Considerable



Tendency: Constant avalanche danger →
 on Monday 11 12 2023



Gliding snow



2400m

Snowpack stability: **very poor**

Frequency: **some**

Avalanche size: **medium**



Wind slab



2200m

Snowpack stability: **poor**

Frequency: **many**

Avalanche size: **medium**



Persistent weak layer



2200m

Snowpack stability: **fair**

Frequency: **few**

Avalanche size: **large**

Gliding snow requires caution. Wind slabs and weakly bonded old snow require caution.

A substantial danger of gliding avalanches exists. This applies on steep grassy slopes below approximately 2400 m. Areas with glide cracks are to be avoided.

The fresh wind slabs are prone to triggering in all aspects. Caution is to be exercised in particular on wind-loaded slopes above approximately 2200 m, as well as in gullies and bowls, and behind abrupt changes in the terrain.

Weak layers in the old snowpack can be released especially by large additional loads in particular at transitions from a shallow to a deep snowpack, when entering gullies and bowls for example. This applies on very steep slopes above approximately 2200 m. Avalanches can reach large size in isolated cases.

Snowpack

Danger patterns

dp.6: cold, loose snow and wind

dp.2: gliding snow

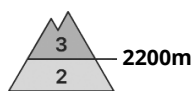
The weather conditions gave rise to moistening of the snowpack below approximately 2200 m. Over a wide area 15 to 40 cm of snow will fall. As a consequence of new snow and a strong to storm force westerly wind, extensive wind slabs will form. The fresh wind slabs are lying on soft layers in all aspects at high altitudes and in high Alpine regions. Faceted weak layers exist in the centre of the snowpack in particular above approximately 2200 m.

Tendency

The avalanche danger will persist.



Danger Level 3 - Considerable



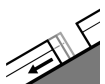
Tendency: Constant avalanche danger →
 on Monday 11 12 2023



Wind slab



Snowpack stability: **poor**
 Frequency: **many**
 Avalanche size: **medium**



Gliding snow



Snowpack stability: **very poor**
 Frequency: **some**
 Avalanche size: **medium**



Persistent weak layer



Snowpack stability: **fair**
 Frequency: **few**
 Avalanche size: **large**

Fresh wind slabs represent the main danger. Gliding snow requires caution.

The fresh wind slabs are very prone to triggering in all aspects. Caution is to be exercised in particular above approximately 2200 m, as well as in gullies and bowls, and behind abrupt changes in the terrain. Avalanches can be released easily and reach quite a large size. The prevalence of avalanche prone locations and likelihood of triggering will increase with altitude.

There is a danger of gliding avalanches. This applies on steep grassy slopes below approximately 2400 m. Areas with glide cracks are to be avoided.

Weak layers in the old snowpack can be released especially by large additional loads in particular at transitions from a shallow to a deep snowpack, when entering gullies and bowls for example. This applies on very steep slopes above approximately 2200 m. Avalanches can reach large size in isolated cases.

Snowpack

Danger patterns

dp.6: cold, loose snow and wind

dp.2: gliding snow

The weather conditions gave rise to increasing moistening of the snowpack below approximately 2200 m. Over a wide area 10 to 25 cm of snow will fall. As a consequence of new snow and a strong to storm force northwesterly wind, further wind slabs will form. These are lying on soft layers in all aspects at high altitudes and in high Alpine regions. Faceted weak layers exist in the centre of the snowpack in particular above approximately 2200 m.

Tendency

The avalanche danger will persist.



Danger Level 3 - Considerable



Treeline

Tendency: Constant avalanche danger →

on Monday 11 12 2023



Wind slab



Treeline

Snowpack stability: **poor**

Frequency: **many**

Avalanche size: **medium**



Persistent weak layer



2400m

Snowpack stability: **fair**

Frequency: **few**

Avalanche size: **large**

Fresh wind slabs represent the main danger. Weakly bonded old snow requires caution.

The fresh and older wind slabs are prone to triggering in all aspects above the tree line. Caution is to be exercised in particular on wind-loaded slopes, as well as adjacent to ridgelines and in gullies and bowls. The prevalence of avalanche prone locations and likelihood of triggering will increase with altitude.

Weak layers in the old snowpack can be released especially by large additional loads in particular at transitions from a shallow to a deep snowpack, when entering gullies and bowls for example. This applies on very steep slopes above approximately 2400 m. Avalanches can reach large size in isolated cases.

On steep grassy slopes small to medium-sized gliding avalanches are possible. This applies in particular in the regions with a lot of snow.

Snowpack

Danger patterns

dp.6: cold, loose snow and wind

dp.7: snow-poor zones in snow-rich surrounding

Over a wide area 10 to 15 cm of snow will fall until the early morning. In particular in the northwest and in the northeast in some regions up to 25 cm of snow will fall. As a consequence of the strong wind the wind slabs will increase in size during the night. This applies especially in the regions with a lot of snow. The fresh and somewhat older wind slabs are lying on soft layers in particular on shady slopes at elevated altitudes.

Faceted weak layers exist in the centre of the snowpack in particular above approximately 2400 m.

Tendency

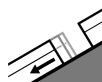
The avalanche danger will persist. As a consequence of new snow and a strong to storm force wind from northwesterly directions, further wind slabs will form.



Danger Level 2 - Moderate



Tendency: Constant avalanche danger →
 on Monday 11 12 2023



Gliding snow



2400m

Snowpack stability: **very poor**

Frequency: **some**

Avalanche size: **medium**



Wind slab



2200m

Snowpack stability: **poor**

Frequency: **some**

Avalanche size: **small**

Gliding snow represents the main danger. Fresh wind slabs require caution.

More frequent medium-sized gliding avalanches are to be expected. This applies on steep grassy slopes below approximately 2400 m. Areas with glide cracks are to be avoided.

As a consequence of new snow and a gathering strong northwesterly wind, sometimes avalanche prone wind slabs will form. Avalanche prone locations are to be found especially on wind-loaded slopes above approximately 2200 m. Caution is to be exercised in gullies and bowls, and behind abrupt changes in the terrain.

Snowpack

Danger patterns

dp.2: gliding snow

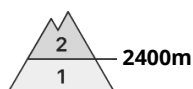
dp.6: cold, loose snow and wind

The weather conditions will give rise to increasing moistening of the snowpack below approximately 2200 m. As a consequence of new snow and a strong to storm force northwesterly wind, wind slabs will form. A lot of snow is lying for the time of year.

Tendency

The avalanche danger will persist.

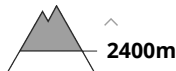
Danger Level 2 - Moderate



Tendency: Constant avalanche danger →
on Monday 11 12 2023



Wind slab



Snowpack stability: **poor**

Frequency: **some**

Avalanche size: **medium**

Fresh wind slabs require caution.

Fresh and somewhat older wind slabs remain in some cases prone to triggering above approximately 2400 m. Avalanche prone locations are to be found in particular adjacent to ridgelines and in gullies and bowls, and behind abrupt changes in the terrain. In isolated cases avalanches are medium-sized.

Snowpack

Danger patterns

dp.6: cold, loose snow and wind

The fresh and somewhat older wind slabs are lying on soft layers in particular on shady slopes at elevated altitudes. The old snowpack is largely stable. The new snow and wind slabs are lying on a crust below approximately 2600 m. In steep terrain there is a danger of falling on the icy crust. The snowpack will be subject to considerable local variations. Snow depths vary greatly above the tree line, depending on the influence of the wind.

From a snow sport perspective, in most cases insufficient snow is lying.

Tendency

Fresh wind slabs require caution.



Danger Level 2 - Moderate



Treeline

Tendency: Constant avalanche danger →

on Monday 11 12 2023



Wind slab



Treeline

Snowpack stability: **poor**

Frequency: **some**

Avalanche size: **medium**



Persistent weak layer



2400m

Snowpack stability: **fair**

Frequency: **few**

Avalanche size: **large**

Wind slabs and weakly bonded old snow require caution.

The fresh and older wind slabs are prone to triggering in particular on northwest to north to southeast facing aspects above the tree line. In the regions with a lot of snow the avalanche prone locations are more prevalent. Caution is to be exercised in particular adjacent to ridgelines.

Weak layers in the old snowpack can be released especially by large additional loads in particular at transitions from a shallow to a deep snowpack, when entering gullies and bowls for example. This applies on very steep slopes above approximately 2400 m. Avalanches can reach large size in isolated cases.

On steep grassy slopes small to medium-sized gliding avalanches are possible. This applies in particular in the regions with a lot of snow.

Snowpack

Danger patterns

dp.6: cold, loose snow and wind

dp.7: snow-poor zones in snow-rich surrounding

Over a wide area 10 to 15 cm of snow will fall until the early morning. In particular in the northwest and in the northeast in some regions up to 25 cm of snow will fall. As a consequence of the strong wind the wind slabs will increase in size during the night. This applies especially in the regions with a lot of snow. The fresh and somewhat older wind slabs are lying on soft layers in particular on shady slopes at elevated altitudes.

Faceted weak layers exist in the centre of the snowpack in particular above approximately 2400 m.

Tendency

The avalanche danger will persist. As a consequence of new snow and a strong to storm force wind from northwesterly directions, further wind slabs will form.



Danger Level 1 - Low



Tendency: Constant avalanche danger →
on Monday 11 12 2023

From a snow sport perspective, in most cases insufficient snow is lying.

Avalanches can in isolated cases be released, in particular by large loads. This applies in particular on very steep shady slopes at elevated altitudes, and at transitions from a shallow to a deep snowpack, when entering gullies and bowls for example. Wind slabs are clearly recognisable to the trained eye. Mostly avalanches are small.

Snowpack

Thus far only a little snow is lying. Wind slabs are to be found in particular adjacent to ridgelines and in gullies and bowls and at elevated altitudes. They are mostly small.

Tendency

Fresh wind slabs require caution.