

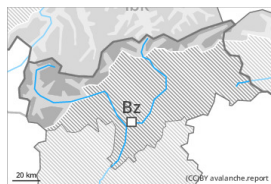


Danger Level 3 - Considerable



Treeline

Tendency: Decreasing avalanche danger
 on Sunday 17 12 2023



Wind slab

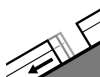


Treeline

Snowpack stability: **poor**

Frequency: **some**

Avalanche size: **medium**



Gliding snow



2400m

Snowpack stability: **very poor**

Frequency: **few**

Avalanche size: **medium**



Persistent weak layer



2200m

Snowpack stability: **fair**

Frequency: **few**

Avalanche size: **large**

Fresh wind slabs represent the main danger. Gliding snow requires caution.

The fresh wind slabs are prone to triggering in all aspects. Caution is to be exercised in particular above the tree line, as well as in gullies and bowls, and behind abrupt changes in the terrain. Avalanches can be released easily and reach medium size. The prevalence of avalanche prone locations and likelihood of triggering will increase with altitude. Shooting cracks when stepping on the snowpack can indicate the danger.

There is a danger of gliding avalanches and moist snow slides. This applies on steep slopes below approximately 2400 m.

Weak layers in the old snowpack can be released especially by large additional loads in particular at transitions from a shallow to a deep snowpack, when entering gullies and bowls for example. This applies on very steep slopes above approximately 2200 m. Avalanches can reach large size in isolated cases.

Snowpack

Danger patterns

dp.6: cold, loose snow and wind

dp.2: gliding snow

Over a wide area 5 to 10 cm of snow, and even more in some localities, has fallen above approximately 1000 m. The wind will be strong in some cases. As a consequence of new snow and wind from northerly directions, sometimes large wind slabs formed. More recent wind slabs are lying on soft layers in all aspects at high altitudes and in high Alpine regions. Faceted weak layers exist in the centre of the snowpack in particular above approximately 2200 m.

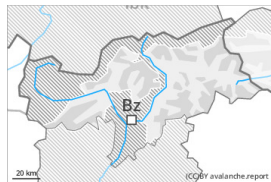
Tendency



As a consequence of rising temperatures the snowpack will settle during the next few days. As a consequence of warming, the likelihood of wet loose snow avalanches being released will increase for a while in particular on very steep sunny slopes.



Danger Level 2 - Moderate



Tendency: Constant avalanche danger →
on Sunday 17 12 2023



Wind slab



Snowpack stability: **poor**

Frequency: **some**

Avalanche size: **medium**

Wind slabs require caution.

The fresh and older wind slabs are prone to triggering above approximately 2200 m. Mostly avalanches are medium-sized and can be released even by a single winter sport participant. Caution is to be exercised in particular adjacent to ridgelines and in gullies and bowls. In the regions neighbouring those that are subject to danger level 3 (considerable) the avalanche prone locations are more prevalent.

Weak layers in the old snowpack can be released in very isolated cases in particular at transitions from a shallow to a deep snowpack, when entering gullies and bowls for example. This applies on very steep shady slopes above approximately 2400 m, especially in the north. The avalanche prone locations are rather rare. Avalanches can reach medium size.

Snowpack

Danger patterns

dp.6: cold, loose snow and wind

dp.7: snow-poor zones in snow-rich surrounding

As a consequence of a strong to storm force northwesterly wind, wind slabs will form. These are lying on soft layers in all aspects at elevated altitudes.

Faceted weak layers exist in the centre of the snowpack in particular above approximately 2400 m.

Tendency

The weather conditions will foster a gradual settling of the snow drift accumulations. As a consequence of warming, the likelihood of wet loose snow avalanches being released will increase for a while in particular on very steep sunny slopes.

Danger Level 1 - Low



Tendency: Constant avalanche danger →
on Sunday 17 12 2023



Wind slab



Treeline

Snowpack stability: **poor**

Frequency: **few**

Avalanche size: **small**

Wind slabs require caution.

The fresh wind slabs are to be assessed with care and prudence. The avalanche prone locations are to be found in particular adjacent to ridgelines and in gullies and bowls, and behind abrupt changes in the terrain. Mostly avalanches are small.

Snowpack

The wind slabs will form in particular adjacent to ridgelines and in gullies and bowls and at elevated altitudes. Snow depths vary greatly above the tree line, depending on the influence of the wind.

Tendency

Fresh wind slabs require caution.