

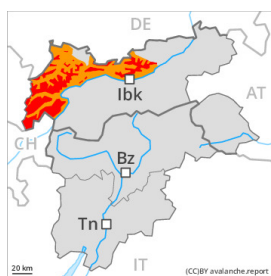
Danger Level 4 - High



Treeline

Tendency: Constant avalanche danger →

on Saturday 23 12 2023



Wind slab

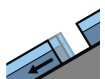


Treeline

Snowpack stability: **very poor**

Frequency: **many**

Avalanche size: **large**



Gliding snow



2400m

Snowpack stability: **very poor**

Frequency: **some**

Avalanche size: **medium**



New snow



Treeline

Snowpack stability: **poor**

Frequency: **some**

Avalanche size: **medium**

The avalanche conditions are very critical.

The large quantity of fresh snow and the extensive wind slabs that are being formed by the storm force wind are prone to triggering in all aspects above the tree line. The avalanche prone locations are numerous. Avalanche prone locations are to be found also in areas close to the tree line. As the precipitation becomes more intense natural avalanches are to be expected. In particular on north and east facing slopes avalanches can be released in the various layers of new snow and reach large size. This applies especially at the base of rock walls and behind abrupt changes in the terrain. In the typical avalanche paths in the regions exposed to heavier precipitation avalanches can in very isolated cases reach very large size.

In addition a substantial danger of gliding avalanches exists. This applies on steep grassy slopes in all aspects in particular below approximately 2400 m. Caution is to be exercised in areas with glide cracks.

Snowpack

Danger patterns

dp.6: cold, loose snow and wind

dp.2: gliding snow

Mieming Mountains as well as Karwendel Mountains: More snow than expected has fallen.

80 to 100 cm of snow, and even more in some localities, will fall on Friday. The wind will be storm force. The westerly wind will transport the new snow significantly. The various wind slabs have bonded insufficiently with each other and the old snowpack. The large quantity of fresh snow and the deep wind slabs that are forming in all aspects will be deposited on soft layers on shady slopes. Towards its base, the snowpack is well consolidated.

Tendency



The new snow and wind slabs remain prone to triggering at elevated altitudes. With the end of the intense snowfall, the natural avalanche activity will decrease. Medium-sized and, in isolated cases, large gliding avalanches are possible on steep grassy slopes.

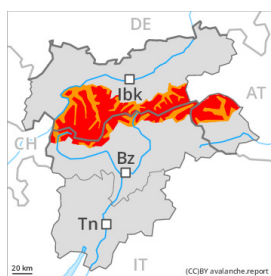
Danger Level 4 - High



Treeline

Tendency: Constant avalanche danger →

on Saturday 23 12 2023



Wind slab

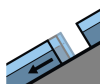


Treeline

Snowpack stability: **very poor**

Frequency: **many**

Avalanche size: **large**



Gliding snow



2400m

Snowpack stability: **very poor**

Frequency: **some**

Avalanche size: **medium**



New snow



Treeline

Snowpack stability: **poor**

Frequency: **some**

Avalanche size: **medium**

The avalanche conditions are critical.

The large quantity of fresh snow and the extensive wind slabs that are being formed by the storm force wind are prone to triggering in all aspects above the tree line. The avalanche prone locations are numerous. Avalanche prone locations are to be found also in areas close to the tree line. As the precipitation becomes more intense natural avalanches are to be expected. In particular on north and east facing slopes avalanches can be released in the various layers of new snow and reach large size. Additionally in very isolated cases avalanches can also penetrate deep layers and reach very large size.

In addition a substantial danger of gliding avalanches exists. This applies on steep grassy slopes in all aspects in particular below approximately 2400 m. Caution is to be exercised in areas with glide cracks.

Snowpack

Danger patterns

dp.6: cold, loose snow and wind

dp.2: gliding snow

60 to 80 cm of snow, and even more in some localities, will fall on Friday above approximately 1500 m. The wind will be storm force. The westerly wind will transport the new snow significantly. The new snow and wind slabs will be deposited on soft layers in particular on shady slopes above the tree line. The various wind slabs have bonded insufficiently with each other and the old snowpack. Isolated avalanche prone weak layers exist in the bottom section of the old snowpack on rather lightly snow-covered shady slopes.

Tendency

The new snow and wind slabs remain prone to triggering at elevated altitudes. With the end of the intense snowfall, the natural avalanche activity will decrease. Medium-sized and, in isolated cases, large gliding avalanches are possible on steep grassy slopes.

Danger Level 3 - Considerable



Tendency: Constant avalanche danger →
 on Saturday 23 12 2023



Wind slab

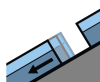


Treeline

Snowpack stability: **very poor**

Frequency: **many**

Avalanche size: **medium**



Gliding snow



2400m

Snowpack stability: **very poor**

Frequency: **some**

Avalanche size: **medium**

As a consequence of new snow and stormy weather there will be an appreciable increase in the avalanche danger. Gliding avalanches are to be expected on steep grassy slopes.

The conditions are critical for backcountry touring and other off-piste activities outside marked and open pistes. The avalanche danger especially in the regions exposed to heavier precipitation is within the upper range of danger level 3 (considerable), in particular in the east.

The fresh snow and the extensive wind slabs that are being formed by the storm force wind are very prone to triggering in all aspects above the tree line, caution is to be exercised also in areas close to the tree line. The avalanche prone locations are widespread and are barely recognisable because of the poor visibility. The avalanches are medium-sized and can be released easily by a single winter sport participant. As the precipitation becomes more intense individual natural avalanches are to be expected.

In addition a substantial danger of gliding avalanches exists. This applies on steep grassy slopes in particular below approximately 2400 m. Caution is to be exercised in areas with glide cracks.

Snowpack

Danger patterns

dp.6: cold, loose snow and wind

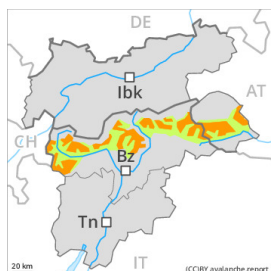
dp.2: gliding snow

40 to 60 cm of snow, and even more in some localities, will fall on Friday. The wind will be storm force. The westerly wind will transport the new snow significantly. The large quantity of fresh snow and the extensive wind slabs will be deposited on soft layers on shady slopes. The various wind slabs have bonded insufficiently together. Towards its base, the snowpack is well consolidated.

Tendency

The new snow and wind slabs remain prone to triggering. Some medium-sized and, in isolated cases, large gliding avalanches are possible on steep grassy slopes.

Danger Level 3 - Considerable



Tendency: Constant avalanche danger →
on Saturday 23 12 2023



Wind slab



Treeline

Snowpack stability: **very poor**

Frequency: **some**

Avalanche size: **large**

As the day progresses as a consequence of new snow and stormy weather there will be an appreciable increase in the avalanche danger. Fresh wind slabs are to be evaluated critically.

The fresh wind slabs can be released easily or naturally in all aspects, especially in areas close to the tree line and above the tree line. Caution is to be exercised in particular at the base of rock walls, as well as in gullies and bowls, and behind abrupt changes in the terrain. The fresh wind slabs can especially at their margins be released very easily. Avalanches can also penetrate deep layers and reach large size in isolated cases. In the regions neighbouring those that are subject to danger level 4 (high) the avalanche prone locations are more prevalent and larger.

A certain danger of gliding avalanches exists, especially on steep east, south and west facing slopes below approximately 2400 m in the regions exposed to heavier precipitation. Areas with glide cracks are to be avoided as far as possible.

The conditions are sometimes critical for backcountry touring and other off-piste activities outside marked and open pistes.

Snowpack

Danger patterns

dp.6: cold, loose snow and wind

dp.2: gliding snow

Over a wide area 15 to 30 cm of snow, and up to 50 cm in some localities, will fall above approximately 1500 m. The violent wind will transport the new snow significantly. The fresh wind slabs are lying on soft layers at high altitudes and in high Alpine regions.

Towards its base, the snowpack is faceted. The snowpack will be generally subject to considerable local variations.

Low and intermediate altitudes: Towards its base, the snowpack is moist.

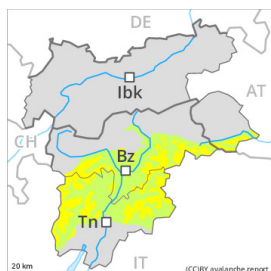
Tendency

Hardly any decrease in avalanche danger. Fresh wind slabs represent the main danger. Gliding avalanches



require caution.

Danger Level 2 - Moderate



Tendency: Constant avalanche danger →
on Saturday 23 12 2023



Wind slab



Treeline

Snowpack stability: **very poor**

Frequency: **few**

Avalanche size: **medium**

As the day progresses as a consequence of new snow and stormy weather there will be an increase in the avalanche danger. Fresh wind slabs are to be evaluated critically.

The fresh wind slabs can be released easily. or in isolated cases naturally,, especially on steep shady slopes in areas close to the tree line, as well as above the tree line. They can especially at their margins be released very easily. Caution is to be exercised in particular at the base of rock walls, as well as in gullies and bowls, and behind abrupt changes in the terrain. The prevalence of the avalanche prone locations will increase with altitude. Avalanches can reach medium size.

Snowpack

Danger patterns

dp.6: cold, loose snow and wind

Over a wide area 10 to 20 cm of snow will fall above approximately 1500 m. The violent wind will transport the new snow significantly. The fresh wind slabs are lying on soft layers at high altitudes and in high Alpine regions.

Towards its base, the snowpack is faceted. The snowpack will be generally subject to considerable local variations.

Low and intermediate altitudes: Towards its base, the snowpack is moist.

Tendency

Hardly any decrease in avalanche danger. Fresh wind slabs represent the main danger.



Danger Level 1 - Low



Tendency: Constant avalanche danger →
on Saturday 23 12 2023

Wind slabs require caution.

The fresh wind slabs must be evaluated with care and prudence.

Snowpack

Snow depths vary greatly above the tree line, depending on the influence of the wind. As a consequence of new snow and a strong to storm force wind, further wind slabs will form.

Tendency

The wind will be storm force adjacent to ridgelines. The avalanche danger will persist.