

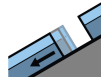


## Danger Level 2 - Moderate



**Tendency: Constant avalanche danger** →

on Friday 29 12 2023



Gliding snow



Snowpack stability: **very poor**

Frequency: **some**

Avalanche size: **medium**

### Gliding avalanches are the main danger.

An appreciable danger of gliding avalanches exists, in particular on steep east, south and west facing slopes below approximately 2600 m. Gliding avalanches can be released at any time of day or night.

Caution is to be exercised in areas with glide cracks.

Older wind slabs can be released in isolated cases, but mostly only by large additional loads, on extremely steep shady slopes in high Alpine regions. These places are very rare and are clearly recognisable to the trained eye.

In steep terrain there is a danger of falling on the hard snow surface.

### Snowpack

#### Danger patterns

dp.2: gliding snow

The snowpack will be stable over a wide area. The snowpack will be subject to considerable local variations at high altitudes and in high Alpine regions. As a consequence of rising temperatures and rain a crust formed on the surface. This applies in all aspects below approximately 2600 m, as well as on steep sunny slopes. Sunshine and high temperatures will give rise to gradual softening of the snowpack on steep sunny slopes.

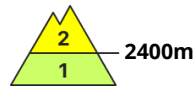
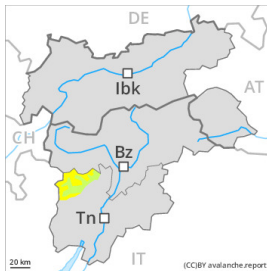
Low and intermediate altitudes: The snowpack is wet all the way through and its surface has a crust that is strong in many cases.

### Tendency

The avalanche conditions remain generally favourable. Gliding snow represents the main danger.



## Danger Level 2 - Moderate



**Tendency: Constant avalanche danger** →  
on Friday 29 12 2023



Wind slab



Snowpack stability: **poor**

Frequency: **few**

Avalanche size: **medium**

### Wind slabs are to be evaluated with care and prudence.

The fresh and older wind slabs can be released in all aspects above approximately 2400 m. Individual avalanche prone locations for dry avalanches are to be found adjacent to ridgelines and in gullies and bowls. This applies in particular on steep shady slopes. Avalanches can reach medium size in isolated cases.

### Snowpack

The wind slabs are clearly recognisable. Snow depths vary greatly above approximately 2400 m, depending on the influence of the wind. Towards its base, the snowpack is faceted. Hardly any snow is lying below approximately 2400 m.

### Tendency

The meteorological conditions will facilitate a gradual change towards better conditions.

## Danger Level 1 - Low



**Tendency: Constant avalanche danger** →  
on Friday 29 12 2023

The conditions are generally favourable.

A certain danger of gliding avalanches exists. This applies in the regions with a lot of snow on steep east, south and west facing slopes below approximately 2600 m. Caution is to be exercised in areas with glide cracks.

Older wind slabs can be released in isolated cases, but mostly only by large additional loads, on extremely steep shady slopes in high Alpine regions. The avalanche prone locations are very rare and are easy to recognise.

In steep terrain there is a danger of falling on the hard snow surface.

### Snowpack

#### Danger patterns

dp.2: gliding snow

The snowpack will be stable over a wide area. Towards its base, the snowpack is faceted.

Snow depths vary greatly above the tree line, depending on the influence of the wind. Sunshine and high temperatures will give rise as the day progresses to gradual moistening of the snowpack on steep sunny slopes.

Low and intermediate altitudes: The snowpack is wet all the way through and its surface has a melt-freeze crust that is strong in many cases, this also applies on steep sunny slopes at high altitude.

### Tendency

The conditions are generally favourable.

## Danger Level 1 - Low



**Tendency: Constant avalanche danger** →  
on Friday 29 12 2023



Wind slab



Snowpack stability: **fair**

Frequency: **few**

Avalanche size: **medium**

### Wind slabs are to be evaluated with care and prudence.

The fresh and older wind slabs can be released in all aspects above approximately 2400 m. Individual avalanche prone locations for dry avalanches are to be found adjacent to ridgelines and in gullies and bowls. This applies in particular on steep shady slopes. Avalanches can reach medium size in isolated cases.

### Snowpack

The wind slabs are clearly recognisable. Snow depths vary greatly above approximately 2400 m, depending on the influence of the wind. Towards its base, the snowpack is faceted. Hardly any snow is lying below approximately 2400 m.

### Tendency

The meteorological conditions will facilitate a gradual change towards better conditions.

## Danger Level 1 - Low



**Tendency: Constant avalanche danger** →  
on Friday 29 12 2023

The backcountry touring conditions are generally favourable. Wind slabs are to be evaluated with care and prudence.

In all regions only a little snow is lying.

### Snowpack

The snowpack will be quite stable. Snow depths vary greatly above the tree line, depending on the influence of the wind.

### Tendency

The avalanche danger will persist.