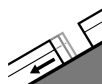




Danger Level 2 - Moderate



Tendency: Constant avalanche danger →
on Tuesday 02 01 2024



Gliding snow



2600m

Snowpack stability: **very poor**

Frequency: **few**

Avalanche size: **medium**



Wind slab



2400m

Snowpack stability: **poor**

Frequency: **few**

Avalanche size: **medium**

Gliding avalanches are the main danger. Fresh wind slabs require caution.

A moderate (level 2) danger of gliding avalanches exists, in particular on steep east, south and west facing slopes below approximately 2600 m. Gliding avalanches can be released at any time of day or night. Caution is to be exercised in areas with glide cracks.

As a consequence of snowfall and the strong wind, fresh snow drift accumulations formed. The avalanche danger will persist. Fresh wind slabs must be evaluated with care and prudence on steep shady slopes above approximately 2400 m.

In steep terrain there is a danger of falling on the hard snow surface.

Snowpack

Danger patterns

dp.2: gliding snow

dp.6: cold, loose snow and wind

Over a wide area 10 to 20 cm of snow, and even more in some localities, will fall above approximately 1000 m. As a consequence of new snow and a strong wind, sometimes avalanche prone wind slabs will form in the course of the day adjacent to ridgelines and in gullies and bowls.

The snowpack will be subject to considerable local variations at high altitudes and in high Alpine regions. As a consequence of rising temperatures and rain a crust formed on the surface. This applies in all aspects below approximately 2600 m, as well as on steep sunny slopes.

Low and intermediate altitudes: The snowpack is wet all the way through and its surface has a crust that is strong in many cases.

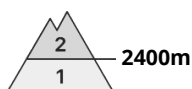
Tendency

A certain danger of gliding avalanches exists.

Fresh wind slabs require caution.



Danger Level 2 - Moderate



Tendency: Constant avalanche danger →
on Tuesday 02 01 2024



Wind slab



Snowpack stability: **poor**

Frequency: **few**

Avalanche size: **medium**

Fresh wind slabs require caution.

As a consequence of snowfall and the strong wind, fresh snow drift accumulations formed. The avalanche danger will persist. Fresh wind slabs must be evaluated with care and prudence on steep shady slopes above approximately 2400 m.

A certain danger of gliding avalanches exists. This applies in the regions with a lot of snow on steep east, south and west facing slopes below approximately 2600 m. Caution is to be exercised in areas with glide cracks.

In steep terrain there is a danger of falling on the hard snow surface.

Snowpack

Danger patterns

dp.2: gliding snow

dp.6: cold, loose snow and wind

Over a wide area 10 to 20 cm of snow, and even more in some localities, has fallen above approximately 1000 m. As a consequence of new snow and a strong wind, sometimes avalanche prone wind slabs formed in the course of the day adjacent to ridgelines and in gullies and bowls.

Towards its base, the snowpack is faceted. Snow depths vary greatly above the tree line, depending on the influence of the wind.

Low and intermediate altitudes: The snowpack is wet all the way through and its surface has a melt-freeze crust that is strong in many cases, this also applies on steep sunny slopes at high altitude.

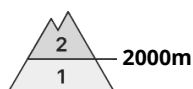
Tendency

A certain danger of gliding avalanches exists.

Fresh wind slabs require caution.



Danger Level 2 - Moderate



Tendency: Constant avalanche danger →
on Tuesday 02 01 2024



Wind slab



Snowpack stability: **poor**

Frequency: **some**

Avalanche size: **medium**

Wind slabs are to be evaluated with care and prudence.

As a consequence of new snow and a moderate to strong wind from southwesterly directions, sometimes avalanche prone wind slabs will form in the course of the day. The somewhat older wind slabs will be covered with new snow in some cases and therefore difficult to recognise. The wind slabs can be released by a single winter sport participant in isolated cases in all aspects. Avalanche prone locations are to be found adjacent to ridgelines and in gullies and bowls. Avalanches can reach medium size in isolated cases.

Snowpack

Danger patterns

dp.6: cold, loose snow and wind

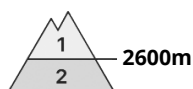
Snow depths vary greatly, depending on the influence of the wind. Over a wide area up to 15 cm of snow has fallen above approximately 1500 m. Towards its base, the snowpack is faceted.

Tendency

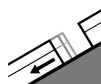
The avalanche danger will persist.



Danger Level 2 - Moderate



Tendency: Constant avalanche danger →
on Tuesday 02 01 2024



Gliding snow



Snowpack stability: **very poor**

Frequency: **few**

Avalanche size: **medium**

Gliding avalanches are the main danger. Fresh wind slabs at elevated altitudes.

A moderate (level 2) danger of gliding avalanches exists, in particular on steep east, south and west facing slopes below approximately 2600 m. Gliding avalanches can be released at any time of day or night. Caution is to be exercised in areas with glide cracks.

In the afternoon small wind slabs will form in some places. The fresh wind slabs can be released in isolated cases on steep shady slopes. At elevated altitudes the prevalence of the avalanche prone locations will increase. These places are easy to recognise.

In steep terrain there is a danger of falling on the hard snow surface.

Snowpack

Danger patterns

dp.2: gliding snow

dp.6: cold, loose snow and wind

In some regions up to 10 cm of snow has fallen above approximately 1000 m. The strong wind will transport the new snow. The old snowpack will be stable over a wide area.

Low and intermediate altitudes: The snowpack is wet all the way through and its surface has a melt-freeze crust that is strong in many cases, this also applies on steep sunny slopes at high altitude.

Tendency

There is a danger of gliding avalanches. Fresh wind slabs require caution.



Danger Level 1 - Low



Tendency: Constant avalanche danger →
on Tuesday 02 01 2024

Wind slabs are to be evaluated with care and prudence.

In all regions only a little snow is lying. As a consequence of new snow and a moderate to strong wind from southwesterly directions, mostly small wind slabs will form in the course of the day. The avalanche danger will increase a little during the day. The wind slabs represent the main danger. Avalanche prone locations are to be found adjacent to ridgelines and in gullies and bowls. Mostly the avalanches are small.

Snowpack

Danger patterns

dp.6: cold, loose snow and wind

The snowpack will be quite stable. Snow depths vary greatly above the tree line, depending on the influence of the wind. Over a wide area up to 15 cm of snow has fallen above approximately 1500 m.

Tendency

The avalanche danger will persist.



Danger Level 1 - Low



Tendency: Constant avalanche danger →
on Tuesday 02 01 2024

The conditions are generally favourable. Fresh wind slabs in the afternoon.

On Sunday small wind slabs formed in some places. The fresh wind slabs can be released in isolated cases on steep shady slopes in high Alpine regions. The avalanche prone locations are rare and are easy to recognise.

A certain danger of gliding avalanches exists. This applies in the regions with a lot of snow on steep east, south and west facing slopes below approximately 2600 m. Caution is to be exercised in areas with glide cracks.

In steep terrain there is a danger of falling on the hard snow surface.

Snowpack

Danger patterns

dp.2: gliding snow

dp.6: cold, loose snow and wind

In some regions up to 10 cm of snow has fallen above approximately 1000 m. The southwesterly wind has transported the new snow. The old snowpack will be stable over a wide area. Towards its base, the snowpack is faceted.

Low and intermediate altitudes: The snowpack is wet all the way through and its surface has a melt-freeze crust that is strong in many cases, this also applies on steep sunny slopes at high altitude.

Tendency

Fresh wind slabs require caution. A certain danger of gliding avalanches exists.