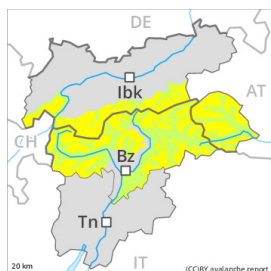


Danger Level 2 - Moderate



Tendency: Constant avalanche danger →
on Monday 15 01 2024



Wind slab



Treeline

Snowpack stability: **poor**

Frequency: **some**

Avalanche size: **small**

Fresh wind slabs represent the main danger.

The fresh wind slabs can be released by a single winter sport participant in some cases above the tree line. This also applies in areas close to the tree line. The mostly small wind slabs are clearly recognisable to the trained eye. They are to be avoided as far as possible. Gullies and bowls are especially unfavourable. Even a small avalanche can sweep winter sport participants along and give rise to falls.

In addition further very occasional gliding avalanches are possible, in particular on steep east, south and west facing slopes below approximately 2600 m. In isolated cases the gliding avalanches are quite large, in particular in the regions with a lot of snow. Areas with glide cracks are to be avoided.

Snowpack

Danger patterns

dp.6: cold, loose snow and wind

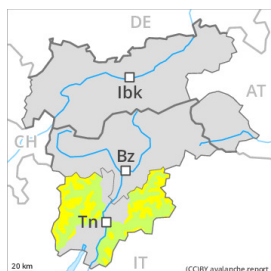
As a consequence of a sometimes strong wind from northwesterly directions, further wind slabs will form in the course of the day. The fresh wind slabs are lying on surface hoar in some places. These are mostly rather small but can in some cases be released easily. The somewhat older wind slabs are unlikely to be released now.

Towards its base, the snowpack is largely stable. Snow depths vary greatly above the tree line, depending on the influence of the wind. The snowpack will be subject to considerable local variations.

Tendency

The fresh wind slabs remain in some cases prone to triggering.

Danger Level 2 - Moderate



Tendency: Constant avalanche danger →
on Monday 15 01 2024



Wind slab



Treeline

Snowpack stability: **poor**

Frequency: **some**

Avalanche size: **medium**

The wind slabs of last week are clearly recognisable. These represent the main danger.

The fresh wind slabs can be released by a single winter sport participant above the tree line. The fresh wind slabs are clearly recognisable. They are to be avoided as far as possible. Caution is to be exercised in all aspects in gullies and bowls, and behind abrupt changes in the terrain. The number and size of avalanche prone locations will increase with altitude.

In addition further very occasional gliding avalanches are possible, in particular on steep east, south and west facing slopes below approximately 2600 m. In isolated cases the gliding avalanches are quite large, in particular in the regions with a lot of snow. Areas with glide cracks are to be avoided.

Snowpack

Danger patterns

dp.6: cold, loose snow and wind

dp.2: gliding snow

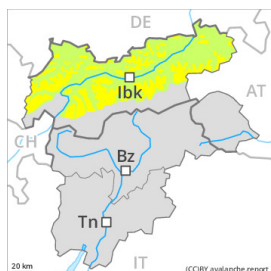
The fresh wind slabs are lying on surface hoar in some places. The somewhat older wind slabs are lying on soft layers. They are unlikely to be released now.

Towards its base, the snowpack is largely stable. Snow depths vary greatly above the tree line, depending on the influence of the wind. The snowpack will be subject to considerable local variations.

Tendency

The large surface-area wind slabs remain in some cases prone to triggering.

Danger Level 2 - Moderate



Tendency: Constant avalanche danger →
on Monday 15 01 2024



Wind slab



Treeline

Snowpack stability: **poor**

Frequency: **some**

Avalanche size: **medium**

Fresh wind slabs represent the main danger.

The fresh wind slabs can be released by a single winter sport participant in some cases above the tree line. This also applies in areas close to the tree line. The wind slabs are clearly recognisable to the trained eye. They are to be avoided as far as possible. The avalanche prone locations are to be found in particular in gullies and bowls in all aspects. Restraint should be exercised because avalanches can sweep people along and give rise to falls.

In addition further very occasional gliding avalanches are possible, in particular on steep east, south and west facing slopes below approximately 2600 m. In isolated cases the gliding avalanches are quite large, in particular in the regions with a lot of snow. Areas with glide cracks are to be avoided.

Snowpack

Danger patterns

dp.6: cold, loose snow and wind

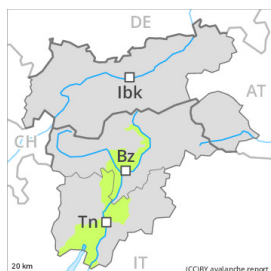
As a consequence of a sometimes strong wind from westerly directions, further wind slabs will form in the course of the day. The fresh wind slabs are lying on surface hoar in some places. These are mostly rather small but prone to triggering. The somewhat older wind slabs are unlikely to be released now.

Towards its base, the snowpack is largely stable. Snow depths vary greatly above the tree line, depending on the influence of the wind. The snowpack will be subject to considerable local variations.

Tendency

The fresh wind slabs remain in some cases prone to triggering.

Danger Level 1 - Low



Tendency: Constant avalanche danger →
on Monday 15 01 2024



Wind slab



Treeline

Snowpack stability: **poor**

Frequency: **few**

Avalanche size: **small**

Wind slabs require caution.

The wind slabs can be released in isolated cases, especially at their margins. Caution is to be exercised in particular adjacent to ridgelines in gullies and bowls, and behind abrupt changes in the terrain. Mostly avalanches are small.

Snowpack

Danger patterns

dp.6: cold, loose snow and wind

The wind slabs are lying on soft layers. The old snowpack will be quite stable.

Tendency

Wind slabs require caution.