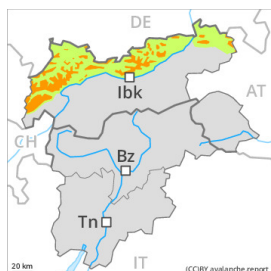




Danger Level 3 - Considerable



Tendency: Constant avalanche danger →
on Thursday 18 01 2024



Wind slab



Treeline

Snowpack stability: **poor**

Frequency: **many**

Avalanche size: **medium**

Fresh wind slabs represent the main danger.

The fresh wind slabs will be deposited on the unfavourable surface of an old snowpack. These can be released by a single winter sport participant above the tree line. This also applies in areas close to the tree line. The wind slabs are clearly recognisable to the trained eye. They are to be avoided as far as possible. The avalanche prone locations are quite prevalent. Such avalanche prone locations are to be found in particular in gullies and bowls in all aspects, but in isolated cases also adjacent to ridgelines. Avalanches are medium-sized. Restraint should be exercised because avalanches can sweep people along and give rise to falls.

In addition further very occasional gliding avalanches are possible, in particular on steep east, south and west facing slopes below approximately 2600 m. In isolated cases the gliding avalanches are quite large, in particular in the regions with a lot of snow. Areas with glide cracks are to be avoided.

Snowpack

Danger patterns

dp.6: cold, loose snow and wind

Above approximately 1500 m: In some localities up to 10 cm of snow will fall. Below approximately 1500 m: Some rain will fall.

As a consequence of new snow and a strong wind from southwesterly directions, further wind slabs will form in the course of the day in particular in gullies and bowls and behind abrupt changes in the terrain. The fresh wind slabs will be deposited on the unfavourable surface of an old snowpack.

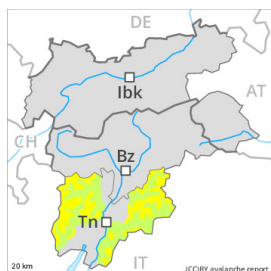
Towards its base, the snowpack is largely stable. Snow depths vary greatly above the tree line, depending on the influence of the wind. The snowpack will be subject to considerable local variations.

Tendency

The fresh wind slabs remain for the foreseeable future prone to triggering.



Danger Level 2 - Moderate



Tendency: Increasing avalanche danger
on Thursday 18 01 2024



Wind slab



Treeline

Snowpack stability: **poor**

Frequency: **some**

Avalanche size: **medium**

The fresh wind slabs are mostly easy to recognise and prone to triggering. Fresh and somewhat older wind slabs represent the main danger.

The fresh wind slabs will be deposited on the unfavourable surface of an old snowpack. Caution is to be exercised in all aspects in gullies and bowls, and behind abrupt changes in the terrain. These can be released easily in some cases above the tree line. This also applies in areas close to the tree line. The avalanche prone locations are to be found in particular adjacent to ridgelines and in gullies and bowls in all aspects. The wind slabs are clearly recognisable to the trained eye. They are to be avoided as far as possible. Even a small avalanche can sweep winter sport participants along and give rise to falls. In isolated cases avalanches are medium-sized.

In addition further very occasional gliding avalanches are possible, in particular on steep southeast, south and southwest facing slopes below approximately 2300 m. In isolated cases the gliding avalanches are quite large, in particular in the regions with a lot of snow. Areas with glide cracks are to be avoided.

Snowpack

Danger patterns

dp.6: cold, loose snow and wind

As a consequence of a moderate to strong wind from southwesterly directions, further wind slabs will form in the course of the day. The wind slabs of Wednesday are lying on the unfavourable surface of an old snowpack. Snow depths vary greatly above the tree line, depending on the influence of the wind. The snowpack will be subject to considerable local variations.

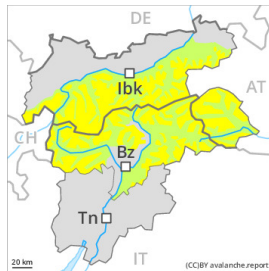
Towards its base, the snowpack is largely stable. The somewhat older wind slabs are unlikely to be released now.

Tendency

Over a wide area 5 to 10 cm of snow will fall above approximately 1300 m. The wind slabs of Wednesday remain prone to triggering.



Danger Level 2 - Moderate



Tendency: Constant avalanche danger →
on Thursday 18 01 2024



Wind slab



Treeline

Snowpack stability: **poor**

Frequency: **some**

Avalanche size: **medium**

Fresh wind slabs are mostly easy to recognise and prone to triggering.

The fresh wind slabs will be deposited on the unfavourable surface of an old snowpack. These can be released easily in some cases above the tree line. This also applies in areas close to the tree line. The avalanche prone locations are to be found in particular adjacent to ridgelines and in gullies and bowls in all aspects. The wind slabs are clearly recognisable to the trained eye. They are to be avoided as far as possible. In isolated cases avalanches are medium-sized. Even a small avalanche can sweep winter sport participants along and give rise to falls.

In addition further very occasional gliding avalanches are possible, in particular on steep east, south and west facing slopes below approximately 2600 m. In isolated cases the gliding avalanches are quite large, in particular in the regions with a lot of snow. Areas with glide cracks are to be avoided.

Snowpack

Danger patterns

dp.6: cold, loose snow and wind

As a consequence of a moderate to strong wind from southwesterly directions, further wind slabs will form in the course of the day. The fresh wind slabs are lying on the unfavourable surface of an old snowpack.

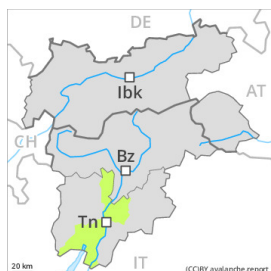
Towards its base, the snowpack is largely stable. Snow depths vary greatly above the tree line, depending on the influence of the wind. The snowpack will be subject to considerable local variations.

Tendency

Some snow will fall in particular in the north. The fresh wind slabs remain prone to triggering.



Danger Level 1 - Low



Tendency: Constant avalanche danger →

on Thursday 18 01 2024



Wind slab



Treeline

Snowpack stability: **poor**

Frequency: **few**

Avalanche size: **small**

Fresh wind slabs require caution.

The wind slabs can be released in isolated cases, especially at their margins. Caution is to be exercised in particular adjacent to ridgelines in gullies and bowls, and behind abrupt changes in the terrain. Mostly avalanches are small.

Snowpack

Danger patterns

dp.6: cold, loose snow and wind

The wind slabs are bonding poorly with the old snowpack. The old snowpack will be quite stable.

Tendency

The fresh wind slabs remain prone to triggering.



Danger Level 1 - Low



Tendency: Constant avalanche danger →
on Thursday 18 01 2024



Wind slab



Treeline

Snowpack stability: **poor**

Frequency: **few**

Avalanche size: **small**

Wind slabs require caution.

The wind slabs can be released in isolated cases, especially at their margins. Caution is to be exercised in particular adjacent to ridgelines in gullies and bowls, and behind abrupt changes in the terrain. Mostly avalanches are small.

Snowpack

Danger patterns

dp.6: cold, loose snow and wind

The wind slabs are lying on soft layers. The old snowpack will be quite stable.

Tendency

The fresh wind slabs remain prone to triggering.