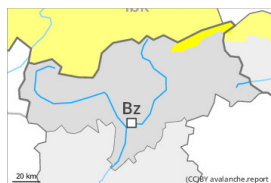


Danger Level 2 - Moderate



Tendency: Constant avalanche danger →
 on Sunday 28 01 2024



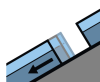
Wind slab



Snowpack stability: **poor**

Frequency: **some**

Avalanche size: **medium**



Gliding snow



Snowpack stability: **very poor**

Frequency: **few**

Avalanche size: **medium**

Wind slabs and gliding snow require caution.

As a consequence of new snow and a strong wind from northwesterly directions, extensive wind slabs formed at elevated altitudes. Even single winter sport participants can release avalanches in some places, including medium-sized ones. Avalanche prone locations are to be found on wind-loaded slopes above approximately 2400 m and adjacent to ridgelines and in gullies and bowls. At elevated altitudes the likelihood of avalanches being released is greater.

More gliding avalanches are possible, even large ones in isolated cases. This applies in particular on steep grassy slopes below approximately 2600 m. Areas with glide cracks are to be avoided.

On extremely steep slopes mostly small loose snow avalanches are to be expected as a consequence of solar radiation.

Snowpack

Danger patterns

dp.6: cold, loose snow and wind

dp.2: gliding snow

Friday: Evening: 5 to 10 cm of snow, and even more in some localities, has fallen.

The northwesterly wind will transport the new snow. This applies at high altitudes and in high Alpine regions. Avalanche prone weak layers exist in the top section of the snowpack. Towards its base, the snowpack is largely stable.

Low and intermediate altitudes:

The high temperatures gave rise to significant moistening of the snowpack.

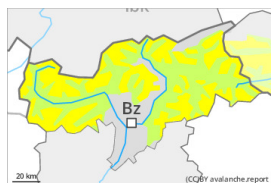
Tendency

Wind slabs and gliding snow require caution.

Danger Level 2 - Moderate



Tendency: Constant avalanche danger →
 on Sunday 28 01 2024



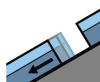
Wind slab



Snowpack stability: **poor**

Frequency: **some**

Avalanche size: **small**



Gliding snow



Snowpack stability: **very poor**

Frequency: **few**

Avalanche size: **medium**

Wind slabs and gliding snow require caution.

As a consequence of a sometimes strong wind from northwesterly directions, sometimes avalanche prone wind slabs will form on north and east facing slopes. Avalanche prone locations are to be found in gullies and bowls, and behind abrupt changes in the terrain above approximately 2400 m. At elevated altitudes the avalanche prone locations are a little more prevalent and exist in all aspects. Avalanches can in some cases reach medium size.

More gliding avalanches are possible, even quite large ones, in particular on steep east, south and west facing slopes below approximately 2600 m, in particular in the regions with a lot of snow. Areas with glide cracks are to be avoided.

On extremely steep slopes more small to medium-sized wet loose snow avalanches are possible as a consequence of warming during the day and solar radiation.

Snowpack

Danger patterns

dp.6: cold, loose snow and wind

dp.2: gliding snow

Some snow has fallen in particular in the north. Up to intermediate altitudes rain has fallen.

High altitudes and the high Alpine regions:

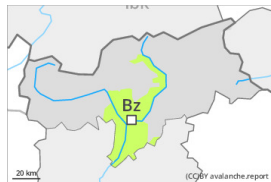
The northwesterly wind will transport the new snow and, in some cases, old snow as well. The fresh wind slabs will be deposited on soft layers at elevated altitudes. They are in some cases prone to triggering. Towards its base, the snowpack consists of faceted crystals. The snowpack will be subject to considerable local variations above the tree line.

Intermediate altitudes: Early and late morning: The snowpack is wet and its surface has a melt-freeze crust.

Tendency

Wind slabs and gliding snow represent the main danger.

Danger Level 1 - Low



Tendency: Constant avalanche danger →
on Sunday 28 01 2024



Wind slab



Treeline

Snowpack stability: **poor**

Frequency: **few**

Avalanche size: **small**

Wind slabs require caution. Moist snow slides are possible during the day.

The fresh and somewhat older wind slabs can be released in isolated cases, especially at their margins. Caution is to be exercised in particular adjacent to ridgelines in gullies and bowls, and behind abrupt changes in the terrain. Mostly avalanches are small.

As a consequence of warming during the day and solar radiation gliding avalanches and moist snow slides are possible, but they will be mostly small.

Snowpack

Danger patterns

dp.6: cold, loose snow and wind

dp.10: springtime scenario

Wind slabs are lying on soft layers in particular on steep shady slopes. The old snowpack will be quite stable. Early and late morning: The snowpack is moist and its surface has a melt-freeze crust.

Tendency

Wind slabs and wet snow require caution.