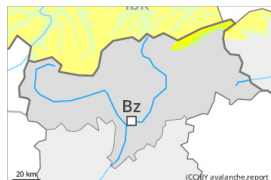


## Danger Level 2 - Moderate



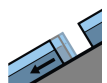
**Tendency: Constant avalanche danger** →  
 on Friday 02 02 2024



Persistent weak layer



Snowpack stability: **fair**  
 Frequency: **few**  
 Avalanche size: **large**



Gliding snow



Snowpack stability: **very poor**  
 Frequency: **few**  
 Avalanche size: **medium**

Weak layers in the upper part of the snowpack necessitate caution. In addition a latent danger of gliding avalanches exists.

Weak layers in the upper part of the snowpack can be released especially by large additional loads. This applies in particular on very steep sunny slopes above approximately 2600 m. Avalanches can reach large size in isolated cases.

Individual gliding avalanches are possible, even large ones in isolated cases. This applies in particular on steep grassy slopes below approximately 2600 m. Areas with glide cracks are to be avoided.

As a consequence of new snow and a sometimes strong wind from northwesterly directions, sometimes avalanche prone wind slabs will form at elevated altitudes. Individual avalanche prone locations are to be found in particular on very steep northwest, north and east facing slopes above approximately 2000 m and adjacent to ridgelines.

The somewhat older wind slabs are now only very rarely prone to triggering. Individual avalanche prone locations are to be found on very steep shady slopes above approximately 2600 m. This applies in particular adjacent to ridgelines.

### Snowpack

**Danger patterns**

dp.4: cold following warm / warm following cold

dp.2: gliding snow

Over a wide area up to 10 cm of snow, and even more in some localities, will fall. In some regions strong northwesterly wind above the tree line.

Faceted weak layers exist in the top section of the snowpack, in particular on very steep sunny slopes above approximately 2600 m. Towards its base, the snowpack is largely stable.

Low and intermediate altitudes: The snowpack is moist and its surface has a melt-freeze crust that is strong in many cases.

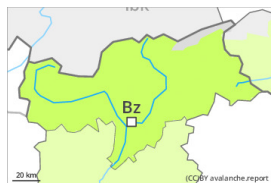
### Tendency



Weak layers in the upper part of the snowpack necessitate caution. In addition a latent danger of gliding avalanches exists. The wind will be strong in some cases.



## Danger Level 1 - Low



**Tendency: Constant avalanche danger** →  
on Friday 02 02 2024

The conditions are favourable over a wide area.

The older wind slabs are now only very rarely prone to triggering. Individual avalanche prone locations are to be found on very steep shady slopes above approximately 2600 m. This applies in particular adjacent to ridgelines.

Only isolated gliding avalanches are possible, in particular on steep east, south and west facing slopes below approximately 2600 m. Areas with glide cracks are to be avoided.

### Snowpack

Some snow will fall, in particular in the north. Over a wide area strong northwesterly wind above the tree line.

The snowpack will be in most cases stable.

Towards its base, the snowpack consists of faceted crystals. The snowpack will be subject to considerable local variations above the tree line.

Intermediate and high altitudes: Early and late morning: The snowpack is moist and its surface has a melt-freeze crust that is strong in many cases, in particular on sunny slopes.

### Tendency

The avalanche conditions are favourable over a wide area. The wind will be strong in some cases.