





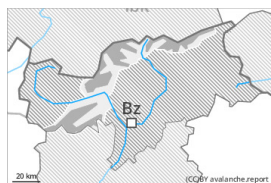
Danger Level 3 - Considerable



Treeline

Tendency: Constant avalanche danger →

on Sunday 11 02 2024



Wind slab

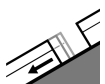


Treeline

Snowpack stability: **poor**

Frequency: **some**

Avalanche size: **medium**



Gliding snow



2600m

Snowpack stability: **very poor**

Frequency: **few**

Avalanche size: **medium**

Fresh wind slabs require caution.

As a consequence of new snow and a strong wind from southerly directions, avalanche prone wind slabs will form in particular at elevated altitudes. They can be released even by a single winter sport participant. Mostly the avalanches are medium-sized. The avalanche prone locations are to be found in particular on steep shady slopes above the tree line, especially adjacent to ridgelines and in gullies and bowls.

Individual gliding avalanches are possible, even medium-sized ones. Areas with glide cracks are to be avoided. This applies in particular on steep grassy slopes below approximately 2600 m.

Snowpack

Danger patterns

dp.6: cold, loose snow and wind

dp.2: gliding snow

5 to 15 cm of snow, and even more in some localities, will fall above approximately 1300 m. As a consequence of new snow and strong wind the wind slabs will increase in size additionally. The fresh wind slabs will be deposited on soft layers in particular on shady slopes above the tree line. Towards its base, the snowpack consists of faceted crystals.

Tendency

In some localities up to 10 cm of snow will fall on Sunday. Fresh wind slabs represent the main danger. A latent danger of gliding avalanches exists.



Danger Level 2 - Moderate



Tendency: Constant avalanche danger →
on Sunday 11 02 2024



Wind slab



Treeline

Snowpack stability: **poor**

Frequency: **some**

Avalanche size: **medium**

Fresh wind slabs represent the main danger.

As a consequence of new snow and a sometimes strong wind from southwesterly directions, avalanche prone wind slabs will form at high altitudes and in high Alpine regions. They can be released by a single winter sport participant in some cases. Avalanches can reach medium size. The avalanche prone locations are to be found in particular adjacent to ridgelines and in gullies and bowls. At elevated altitudes and in the regions exposed to heavier precipitation such avalanche prone locations are more widespread.

Individual gliding avalanches are possible, but they will be mostly small. This applies in particular on steep grassy slopes below approximately 2600 m. Areas with glide cracks are to be avoided.

Snowpack

Danger patterns

dp.6: cold, loose snow and wind

5 to 15 cm of snow, and even more in some localities, fell on Friday. Over a wide area 5 to 10 cm of snow will fall on Saturday above approximately 1400 m. The sometimes strong wind will transport the new snow. The fresh wind slabs will be deposited on soft layers on shady slopes above the tree line. Towards its base, the snowpack consists of faceted crystals.

Tendency

In some regions 5 to 15 cm of snow will fall until Sunday. Fresh wind slabs represent the main danger.



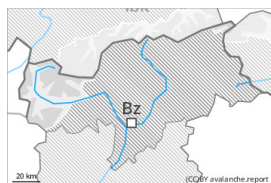
Danger Level 2 - Moderate



Treeline

Tendency: Constant avalanche danger →

on Sunday 11 02 2024



Wind slab

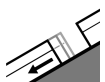


Treeline

Snowpack stability: **poor**

Frequency: **some**

Avalanche size: **medium**



Gliding snow



2600m

Snowpack stability: **very poor**

Frequency: **few**

Avalanche size: **medium**

Fresh wind slabs require caution. A latent danger of gliding avalanches exists.

Above the tree line sometimes avalanche prone wind slabs will form. Avalanche prone locations are to be found in particular on steep shady slopes, especially in gullies and bowls, and behind abrupt changes in the terrain. Avalanches can in isolated cases reach medium size. At elevated altitudes and in the regions exposed to heavier precipitation such avalanche prone locations are more widespread.

Individual gliding avalanches are possible, in particular medium-sized ones. Areas with glide cracks are to be avoided. This applies in particular on steep grassy slopes below approximately 2600 m.

Snowpack

Danger patterns

dp.6: cold, loose snow and wind

dp.2: gliding snow

Up to 15 cm of snow, and even more in some localities, will fall on Saturday above approximately 1400 m. The strong wind will transport the new snow. The fresh wind slabs will be deposited on soft layers on shady slopes.

The old snowpack is largely stable.

Tendency

In some regions 5 to 15 cm of snow will fall until Sunday. The wind will be strong in some cases. Fresh wind slabs represent the main danger. In addition a latent danger of gliding avalanches exists.