

## Danger Level 3 - Considerable



**Tendency: Constant avalanche danger** →  
 on Monday 12 02 2024



Wind slab



Treeline

Snowpack stability: **poor**

Frequency: **some**

Avalanche size: **large**



New snow



Treeline

Snowpack stability: **poor**

Frequency: **some**

Avalanche size: **medium**

### New snow and wind slabs require caution.

As a consequence of new snow and wind from southwesterly directions, avalanche prone wind slabs will form. They can be released even by a single winter sport participant. Mostly the avalanches are medium-sized. The avalanche prone locations are to be found in particular on steep slopes above approximately 2000 m, and adjacent to ridgelines and in gullies and bowls.

As a consequence of the new snow individual natural loose snow slides are possible as the day progresses, even quite large ones. Areas with glide cracks are to be avoided. This applies in particular on steep grassy slopes in all aspects especially above the tree line.

### Snowpack

**Danger patterns**

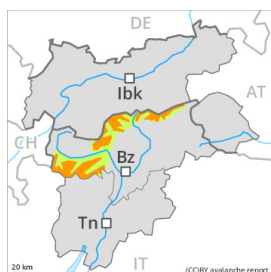
dp.6: cold, loose snow and wind

The wind will transport the new snow. The fresh wind slabs will be deposited on the unfavourable surface of an old snowpack in all aspects in all altitude zones. Towards its base, the snowpack consists of faceted crystals.

### Tendency

Wind slabs are to be evaluated with care and prudence. The weather conditions will facilitate a gradual stabilisation of the snow drift accumulations. A latent danger of gliding avalanches exists. As the precipitation eases individual loose snow avalanches are to be expected.

## Danger Level 3 - Considerable



**Tendency: Decreasing avalanche danger**  
 on Monday 12 02 2024



Wind slab

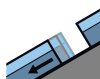


Treeline

Snowpack stability: **poor**

Frequency: **some**

Avalanche size: **medium**



Gliding snow



2600m

Snowpack stability: **very poor**

Frequency: **few**

Avalanche size: **medium**

### Fresh wind slabs require caution.

As a consequence of new snow and a strong wind from southerly directions, avalanche prone wind slabs formed in particular at elevated altitudes. The wind slabs of the last few days will be covered with new snow in some cases and therefore difficult to recognise. They can be released even by a single winter sport participant. Avalanche prone locations are to be found in particular on steep shady slopes at elevated altitudes, especially adjacent to ridgelines and in gullies and bowls. Mostly avalanches are medium-sized. Below approximately 2400 m the avalanche prone locations are more rare. Here the avalanches are less common and smaller.

Individual gliding avalanches are possible, even medium-sized ones. Areas with glide cracks are to be avoided. This applies in particular on steep grassy slopes below approximately 2600 m.

As a consequence of the new snow loose snow avalanches are to be expected, but they will be mostly small.

### Snowpack

**Danger patterns**

dp.6: cold, loose snow and wind

dp.2: gliding snow

5 to 30 cm of snow, and even more in some localities, has fallen since Friday above approximately 1400 m. As a consequence of new snow and strong wind the wind slabs have increased in size additionally. In some regions up to 10 cm of snow, and even more in some localities, will fall on Sunday above approximately 1300 m. The fresh wind slabs are lying on soft layers in particular on shady slopes above the tree line.

Towards its base, the snowpack consists of faceted crystals.

Low and intermediate altitudes: The snowpack will be quite moist.

### Tendency



Wind slabs are to be evaluated with care and prudence. The weather conditions will facilitate a gradual stabilisation of the snow drift accumulations. A latent danger of gliding avalanches exists. Loose snow avalanches are to be expected.

## Danger Level 2 - Moderate



**Tendency: Constant avalanche danger** →  
 on Monday 12 02 2024



Wind slab



Treeline

Snowpack stability: **poor**

Frequency: **some**

Avalanche size: **medium**



New snow



Treeline

Snowpack stability: **poor**

Frequency: **few**

Avalanche size: **small**

### New snow and wind slabs require caution.

As a consequence of new snow and wind from southwesterly directions, avalanche prone wind slabs will form. They can be released even by a single winter sport participant. Mostly the avalanches are medium-sized. The avalanche prone locations are to be found in particular on steep slopes above approximately 2000 m, and adjacent to ridgelines and in gullies and bowls. In particular in regions exposed to heavier precipitation and in the regions neighbouring those that are subject to danger level 3 (considerable) the avalanche prone locations are more widespread and the danger is greater.

As a consequence of the snowfall more natural loose snow slides are possible as the day progresses, even medium-sized ones. Areas with glide cracks are to be avoided. This applies in particular on steep grassy slopes in all aspects especially above the tree line.

### Snowpack

**Danger patterns**

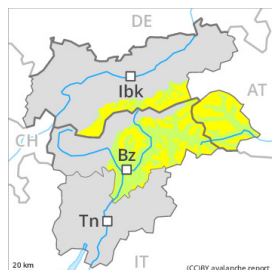
dp.6: cold, loose snow and wind

10 to 20 cm of snow will fall on Sunday above approximately 1800 m. The sometimes storm force wind will transport the new snow significantly. The fresh wind slabs will be deposited on the unfavourable surface of an old snowpack in all aspects in all altitude zones.

### Tendency

Wind slabs are to be evaluated with care and prudence. The weather conditions will facilitate a gradual stabilisation of the snow drift accumulations. A latent danger of gliding avalanches exists. As the precipitation eases individual loose snow avalanches are to be expected.

## Danger Level 2 - Moderate



Treeline

**Tendency: Constant avalanche danger** →

on Monday 12 02 2024



Wind slab

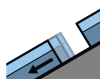


Treeline

Snowpack stability: **poor**

Frequency: **some**

Avalanche size: **medium**



Gliding snow



2600m

Snowpack stability: **very poor**

Frequency: **few**

Avalanche size: **medium**

Fresh wind slabs require caution. A latent danger of gliding avalanches exists.

The sometimes avalanche-prone wind slabs of the last few days will be covered with new snow in some cases and therefore difficult to recognise. They can be released by a single winter sport participant in some cases. Avalanche prone locations are to be found in particular on steep shady slopes, especially in gullies and bowls, and behind abrupt changes in the terrain. At elevated altitudes and in the regions exposed to heavier precipitation such avalanche prone locations are more widespread. Avalanches can also reach medium size.

Individual gliding avalanches are possible, in particular medium-sized ones, especially in the regions with a lot of snow. This applies in particular on steep grassy slopes below approximately 2600 m. Areas with glide cracks are to be avoided.

As a consequence of the new snow individual loose snow avalanches are possible, but they will be mostly small.

### Snowpack

**Danger patterns**

dp.6: cold, loose snow and wind

dp.2: gliding snow

In the north 10 to 30 cm of snow has fallen since Friday. In the south 5 to 20 cm of snow has fallen. Over a wide area 5 to 10 cm of snow will fall on Sunday above approximately 1400 m. The sometimes strong wind has transported the new snow. The fresh wind slabs are lying on soft layers on shady slopes above the tree line.

Low and intermediate altitudes: The snowpack will be quite moist.

### Tendency

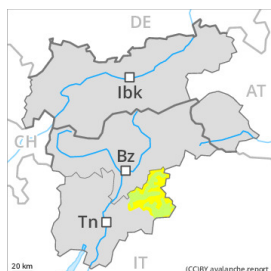
Wind slabs are to be evaluated with care and prudence. The weather conditions will facilitate a gradual



stabilisation of the snow drift accumulations. A latent danger of gliding avalanches exists. Individual loose snow avalanches are to be expected.



## Danger Level 2 - Moderate



**Tendency: Constant avalanche danger** →  
on Monday 12 02 2024



Wind slab



Treeline

Snowpack stability: **poor**

Frequency: **some**

Avalanche size: **medium**

### New snow and wind slabs require caution.

As a consequence of new snow and wind from southwesterly directions, avalanche prone wind slabs will form. They can be released even by a single winter sport participant. Mostly the avalanches are medium-sized. The avalanche prone locations are to be found in particular on steep slopes above approximately 2000 m, and adjacent to ridgelines and in gullies and bowls.

As a consequence of the snowfall individual natural loose snow slides are possible as the day progresses, even medium-sized ones. Areas with glide cracks are to be avoided. This applies in particular on steep grassy slopes in all aspects especially above the tree line.

### Snowpack

#### Danger patterns

dp.6: cold, loose snow and wind

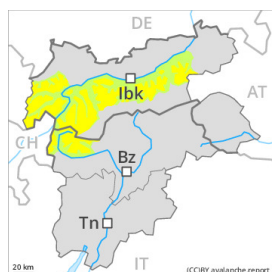
In some regions up to 30 cm of snow, and even more in some localities, has fallen since Friday. 5 to 15 cm of snow will fall on Sunday above approximately 1400 m. The sometimes strong wind has transported the new snow. The fresh wind slabs are lying on soft layers on shady slopes above the tree line. Towards its base, the snowpack consists of faceted crystals.

### Tendency

Wind slabs are to be evaluated with care and prudence. The weather conditions will facilitate a gradual stabilisation of the snow drift accumulations. A latent danger of gliding avalanches exists. As the precipitation eases individual loose snow avalanches are to be expected.



## Danger Level 2 - Moderate



**Tendency: Constant avalanche danger** →  
 on Monday 12 02 2024



Wind slab

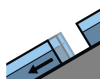


Treeline

Snowpack stability: **poor**

Frequency: **some**

Avalanche size: **small**



Gliding snow



2600m

Snowpack stability: **very poor**

Frequency: **few**

Avalanche size: **medium**

Wind slabs require caution. A latent danger of gliding avalanches exists.

The fresh and somewhat older wind slabs are mostly small but in some cases prone to triggering. They will be covered with new snow in some cases and therefore difficult to recognise. Avalanche prone locations are to be found on steep shady slopes above the tree line. At elevated altitudes such avalanche prone locations are a little more prevalent. Even a small avalanche can sweep winter sport participants along and give rise to falls.

On steep grassy slopes and below approximately 2600 m individual gliding avalanches are possible, in particular medium-sized ones. This applies especially in the regions with a lot of snow. Areas with glide cracks are to be avoided.

### Snowpack

**Danger patterns**

dp.6: cold, loose snow and wind

dp.2: gliding snow

As a consequence of a strong southerly wind, mostly small wind slabs formed in the last few days. 5 to 15 cm of snow, but less in some localities, will fall on Sunday. The wind will be moderate. Fresh and somewhat older wind slabs are lying on soft layers on shady slopes. No distinct weak layers exist in the bottom section of the snowpack.

Intermediate altitudes: The snowpack will be moist. At low altitude only a little snow is now lying.

### Tendency

The weather conditions will facilitate a gradual stabilisation of the snow drift accumulations. Individual avalanche prone locations are to be found on very steep shady slopes at elevated altitudes. Individual loose snow avalanches are to be expected.

## Danger Level 1 - Low



**Tendency: Constant avalanche danger** →  
 on Monday 12 02 2024



Gliding snow



2600m

Snowpack stability: **very poor**

Frequency: **few**

Avalanche size: **medium**



Wind slab



2000m

Snowpack stability: **poor**

Frequency: **few**

Avalanche size: **small**

**A latent danger of gliding avalanches exists. Wind slabs require caution.**

Individual gliding avalanches are possible, in particular medium-sized ones. This applies on steep grassy slopes below approximately 2600 m. Areas with glide cracks are to be avoided.

The fresh and somewhat older wind slabs are mostly small but can be released in isolated cases. Individual avalanche prone locations are to be found in particular on very steep shady slopes above approximately 2000 m. At elevated altitudes the prevalence of the avalanche prone locations will increase. Restraint should be exercised because avalanches can sweep people along and give rise to falls.

### Snowpack

**Danger patterns**

dp.2: gliding snow

dp.6: cold, loose snow and wind

Up to 10 cm of snow will fall on Sunday. The wind will be moderate. Wind slabs are lying on soft layers on shady slopes. The old snowpack is largely stable.

Intermediate altitudes: The snowpack will be moist. At low altitude only a little snow is now lying.

### Tendency

The danger of gliding avalanches will persist. Individual avalanche prone locations for dry avalanches are to be found on very steep shady slopes at elevated altitudes.